

P W 0 0 0 0 0 8 3 4

R O X A S A N D C O M P A N Y , I N C .  
( F O R M E R L Y C A D P G R O U P  
C O R P O R A T I O N )

(Company's Full Name)

7 T H F L O O R C G B U I L D I N G  
1 0 1 A G U I R R E S T R E E T L E G A S P I  
V I L L A G E M A K A T I C I T Y

(Business Address: No. of Street City/Town/Province)

ATTY. ALEZANDRO S. CASABAR

810-8901

SEC Form 17-A (2012)

(period ending September 30, 2012)

Sept. 30  
Month Day  
Fiscal Year

Form Type

Month Day  
Annual Meeting

Secondary License Type, If Applicable

Department Requiring this Document

Amended Articles Number/Section

3,497

Total Amount of Borrowings

Total No. of Stockholders

Domestic Foreign

TO BE ACCOMPLISHED BY SEC PERSONNEL CONCERNED

File Number

LCU

Document I.D.

Cashier

STAMPS

Remarks = pls. Use black ink for scanning purposes

**SECURITIES AND EXCHANGE COMMISSION  
SEC FORM 17-A  
ANNUAL REPORT PURSUANT TO SECTION 17  
OF THE SECURITIES REGULATION CODE AND SECTION 141  
OF THE CORPORATION CODE OF THE PHILIPPINES**

1. For the fiscal year ended: **30 September 2012**
2. SEC Identification Number: **834**
3. BIR Tax Identification No. : **000-269-435-000**
4. Exact name of issuer as specified in its charter: **ROXAS AND COMPANY, INC.**
5. **Philippines**  
Province, Country or other jurisdiction of  
Incorporation or Organization
6. (SEC Use Only)  
Industry Classification Code
7. **7F Cacho-Gonzales Building, 101 Aguirre Street  
Legaspi Village, Makati City 1229**  
Address of Principal Office
8. **(632) 810-89-01 to 06**  
Registrant's telephone number, including area code
9. **CADP GROUP CORPORATION**  
6F Cacho-Gonzales Building, 101 Aguirre Street  
Legaspi Village, Makati City 1229  
Former name, former address and former fiscal year, if changed since last report

10. Securities registered pursuant to Sections 8 and 12 of the SRC as of 30 June 2010

Title of Each Class	Number of Shares of Stock Outstanding and Amount of Debt Outstanding
Authorized Capital Stock	
Common	<b>₱3,375,000,000.00</b>
No. of shares subscribed & outstanding:	
Common	<b>2,911,885,870</b>

Amount of debt outstanding as of 30 September 2012 None registered

11. Are any or all of these securities listed on the Philippine Stock Exchange?

Yes []      No []

2,911,885,870 common shares are listed on the Philippine Stock Exchange.

12. Check whether the issuer:

(a) Has filed all reports required to be filed by Section 17 of the Securities Regulation Code (SRC) and Rule 17 (a)-1 thereunder and Sections 26 and 141 of the Corporation Code of the Philippines during the preceding 12 months (or for such shorter period that the registrant was required to file such reports);

Yes [] No []

(b) Has been subject to such filing requirements for the past 90 days.

Yes [] No []

13. State the aggregate market value of the voting stock held by non-affiliates of the issuer. The aggregate market value shall be computed by reference to the price at which the stock was sold, or the average bid and asked prices of such stock, as of specified date within 60 days prior to the date of filing. If a determination as to whether a particular person or entity is an affiliate cannot be made without involving unreasonable effort and expense, the aggregate market value of the common stock held by non-affiliates may be calculated on the basis of assumptions reasonable under the circumstances, provided the assumptions are set forth in this Form.

Assuming that the number of stockholdings of non-affiliates as of 30 September 2012 is 825,443,536 common shares and assuming further that the market bid price of the shares as of same date is ₱1.51 then the aggregate market value of the voting stocks held by non-affiliates as of said date is ₱1,246,419,739.36.

14. Documents incorporated by reference. (Briefly describe them and identify the part where they are incorporated).

(a) Incorporated by reference in Part III on Financial Information is the Consolidated Financial Statements of Roxas and Company, Inc. for the fiscal year ending 30 September 2012.

## PART I – BUSINESS

### 1. Business Development.

In 2008, the Roxas Group of Companies, of which Roxas & Company, Inc. (RCI), Roxas Holdings, Inc. (RHI), Roxaco Land Corporation (Roxaco), CADP Group Corporation (CADPGC) are a part, undertook a corporate reorganization. This was done to create a corporate structure that ultimately separates the sugar and the real estate businesses of the Roxas Group. The objective is to have a listed company for the sugar business and another listed company for the real estate business.

On 23 June 2009, the Securities and Exchange Commission (SEC) approved the merger between RCI (SEC Registration No. 102373), the *absorbed* corporation, and CADPGC (SEC Registration No. 834), the

surviving corporation. The merger took effect on 29 June 2009. The SEC likewise allowed the surviving corporation, CADPGC, to change its corporate name to Roxas and Company, Inc. (the “Company”).

With the merger of RCI and CADPGC, the Company now has interests in both (i) the real estate business of 100%-owned Roxaco and (ii) the sugar business of RHI and its sugar- and ethanol-manufacturing subsidiaries.

### Sugar-Related Businesses

Since 2007, Roxas Holdings, Inc. (RHI) has implemented strategies to prepare itself for a more competitive environment that will take place beginning 2015 with the reduction of sugar tariffs from the current thirty-five (35) percent to near zero levels under the ASEAN Free Trade Agreement (AFTA).

In 2010, RHI completed the massive expansion of its sugar milling subsidiaries, Central Azucarera Don Pedro, Inc. (CADPI) in Batangas and Central Azucarera de la Carlota, Inc. (CACI) in Negros Occidental. The expansion boosted CACI’s milling capacity from 11,000 tons cane per day (TCD) to 18,000 TCD while CADPI increased milling capacity from 10,000 TCD to 13,000 TCD.

In a move to veer away from its product being a mere commodity, RHI has come up with measures to create an added value to its customers by customizing its products to fit the requirements of its industrial clients such as food and pharmaceutical companies.

In order to diversify its portfolio, RHI ventured into allied businesses including bioethanol. Roxol Bioenergy Corporation (ROXOL), the company set up for this purpose, has commenced the commissioning and testing of its plant in preparation for its eventual full commercial operation. Roxol’s plant, located in Negros Occidental, is strategically designed to produce both bioethanol and potable or industrial alcohol. The company is looking to produce bioethanol to cater to the country’s requirements for biofuel, and at the same time, supply the potable alcohol requirements of the beverage and industrial markets.

For the first time in five years, RHI, through CADPI, entered into the export market outside the US to address its oversupply of sugar generated from the crop year. As mandated by the Sugar Regulatory Administration (SRA), RHI exported raw sugar to Japan and South Korea in August 2011. The surplus in sugar production came on the heels of the US announcement that it will not purchase more than its annual sugar export quota from the Philippines. A slowdown in demand from some local industrial users which shifted to high fructose corn syrup and premixes for blending in their own products also contributed to the oversupply.

### Real Estate

Since most of the real property development projects of Roxaco are already completed, Roxaco is looking into undertaking other projects for expansion and development. In 2012, Roxaco began the development of the first townhomes project in Nasugbu, Batangas – the Landing Townhomes. Roxaco is also expanding its Orchards project with the launch of Phase II for The Orchards at Balayan Subdivision, also in Batangas. Roxaco will continue developing Anya Resort and Residences into a boutique resort with the construction of various resort amenities and residential villas. Roxaco also looks to explore business prospects in the CALABARZON and Metro Manila areas.

## **2. Business.**

### **Description of the General Nature and Business of the Company**

The Company (formerly CADP Group Corporation) is one of the largest sugar corporations in the country. It was established in October 1918. It became one of the biggest sugar mills in the Far East during the 1970s.

A change in ownership structure in 1995 paved the way for the rehabilitation, improvement, and expansion of the Company. In 2004, the Company was reorganized and transformed into a full-fledged sugar holding and investment corporation.

In 2008, the Roxas Group, of which Roxas & Company, Inc. (RCI), Roxas Holdings, Inc. (RHI), CADP Group Corporation (CADPGC) and Roxaco Land Corporation (Roxaco) are a part, undertook a corporate reorganization. With (a) the sale by CADPGC of all its sugar-related operating subsidiaries and assets to RHI, (b) the sale of CADPGC by RHI to RCI and (c) the approval of the merger between RCI and CADPGC by the SEC, the Company, a holding and investment corporation, now has interests in both the sugar businesses of RHI and the real estate business of Roxaco.

RHI owns and operates one of the largest sugar milling and refining operations in the Philippines, the complementary locations of which enable RHI to serve its customers throughout the country. It also has a bioethanol business and is one of the few which serves the demands of the local alcohol and oil companies for bioethanol products.

RHI's Batangas-based subsidiary, Central Azucarera Don Pedro, Inc. (CADPI), provides the refined sugar requirements of traders and industrial customers such as multinational food and beverage and pharmaceutical companies in Luzon.

On the other hand, RHI's Negros Occidental-based subsidiary, Central Azucarera de la Carlota, Inc. (CACI), supplies the raw sugar requirements of traders who deal with local and export consumers.

### **Business Units and Operations**

The Company directly owns (a) 100% of Roxaco Land Corporation (Roxaco), the real estate company of the Roxas Group, and (b) 65.70% of the total issued and outstanding shares of RHI, under which are the various sugar-operating companies.

#### Sugar-Related Businesses

Roxas Holdings, Inc.'s wholly-owned sugar manufacturing subsidiaries are Central Azucarera Don Pedro, Inc. (CADPI) and Central Azucarera de la Carlota, Inc. (CACI). RHI also has a 45% equity investment in Hawaiian Philippine Company (HPCo.), a sugar mill in Silay, Negros Occidental [referred to as the "Sugar Group"].

In addition, RHI manages CADP Farm Services, Inc. (CFSI), a firm that provides modern farming technology and services, as well as nursery facilities to CADPI and CACI planters.

RHI's other subsidiaries are CADP Consultancy Services, Inc., CADP Insurance Agency, Inc., Najalin Agri-Ventures, Inc. (NAVI), Jade Orient Management Services, Inc. (JOMSI), Roxas Power Corporation (RPC) and CADP Port Services, Inc. (CPSI).

### Real Estate

The Company, through Roxaco, has investments in Fuego Development Corporation (FDC), Fuego Land Corporation (FLC), Club Punta Fuego, Inc., Fuego Hotels Property and Management Corporation (FHMPMC), and Roxaco-ACM Development Corporation (RADC).

FDC was formed as a 70%-30% joint venture by Landco Pacific Corporation (LPC) and Roxaco specifically to carry out the business plan which provides, among others, for the development of the upgraded facilities of Peninsula de Punta Fuego.

FLC was formed as 60%-30%-10% joint venture by Landco Pacific Corporation, Roxaco and Alexcy Corporation. The joint venture corporation tied up with several land owners for the expansion of the Punta Fuego project known as Terrazas de Punta Fuego.

FHMPMC is a management company with expertise in managing hotels, resorts and full and limited service companies. Roxaco has a 63% equity interest in FHMPMC.

RADC was formed as 50%-50% joint venture between Roxaco and ACM Landholdings (ACM) for the development of a 5-hectare property into a housing project known as Woodstock-Nasugbu.

Roxaco also has a 65% interest in a joint venture with Marilo Corporation for the development of The Orchards at Balayan in Balayan, Batangas and a 42% interest in a joint venture with ACML and ACM Columbia for the development of Goodwood Homes Subdivision.

On 02 December 2009, Roxaco entered into a Joint Venture Agreement with VJ Properties, Inc. for the development of a 57,972 square-meter property in Tagaytay City into a boutique resort-type of residential subdivision known as Anya Resort and Residences (Tagaytay). Roxaco has a 65% share in the net proceeds from the sale of 14 pre-selected lots, and a 60% share in the net proceeds from the sale of the remaining 40 lots.

In July 2012, Roxaco launched its townhomes project, known as Landing Townhomes, in Nasugbu, Batangas. Landing Townhomes is a project consisting of 114 units of saleable house and lots, 20 commercial units for sale, and 11 other commercial units for lease.

### **Principal Products and Services**

#### Sugar-Related Businesses

##### *Sugar*

The Sugar Group produces raw and refined sugar in different grades. Its premium refined sugar is preferred by big industrial users including food and beverage and pharmaceutical companies for blending in their own products. The Group provides customized sugar solutions to cater to the unique specifications of these customers, including packaging, delivery and receiving solutions.

The Sugar Group, through CADPI, offers tolling or refining services to raw sugar owners.

*Bioethanol*

The Sugar Group, through Roxol, supplies bioethanol fuel to oil companies which are mandated to blend 10% ethanol in their gasoline under the Biofuels Act of 2006.

At the same time, Roxol is designed to produce potable and industrial alcohol to serve the demands of the alcoholic beverage and personal care markets.

The principal products, markets, relative contribution to sales and revenues of CADPI, CACI and Roxol are as follows:

<u>CADPI</u>		<u>CACI</u>		<u>Roxol</u>	
Raw sugar	26%	Raw sugar	65%	Anhydrous alcohol	94%
Refined sugar	65%	Refined sugar	31%	Ethyl alcohol	0%
Molasses	4%	Molasses	4%	Molasses	6%
Tolling	5%				

Real Estate

Roxaco, on its own or in joint venture with other property developers and landowners, has several projects ranging from first-class residential resort communities to open-lot residential subdivisions within the provinces of Batangas and Cavite.

Its joint venture projects include:

- (a) Peninsula De Punta Fuego, an 88-hectare world-class residential beach resort located in Nasugbu, Batangas developed in partnership with Landco Pacific Corporation (Landco). The Punta Fuego community consists of Spanish-Mediterranean inspired villas, a Beach Club, a Marina, a nine-hole golf course and a Country Club;
- (b) Terrazas De Punta Fuego, a 61-hectare prime seafront property, also located in Nasugbu, Batangas, and developed by Fuego Land Corporation (FLC), a 70%-30% joint venture company of Landco and Roxaco. This property is also home to Amara en Terrazas, a seaside condominium project;
- (c) Club Punta Fuego, an exclusive resort developed by FDC. Facilities include The Country Club, Upper Beach Club, Lower Beach Club, a Nelson-Haworth designed nine-hole golf course, twelve

white sand beaches, casitas, a Marina, The Spa, The Boardwalk, Game Hall and KTC, Café Sol, double infinity pools and the Sunset Beach Cove. An associate membership to Club Punta Fuego is attached to every lot in Peninsula and Terrazas de Punta Fuego;

- (d) Woodstock Homes, a 5-hectare mass housing project located in Nasugbu, Batangas. This was developed by Roxaco-ACM Development Corporation, an incorporated joint venture company between Roxaco and ACM Landholdings, Inc. A total of 386 housing units and 100 open lots comprise the development, all of which have been sold out;
- (e) Goodwood Homes, a low-density residential development with only 150 duplex units in a 2-hectare area located in Imus, Cavite. The project was developed in joint venture with ACM Landholdings, Inc.;
- (f) The Orchards at Balayan, a 6-hectare property located in Balayan, Batangas. This is an open-lot residential subdivision developed by Roxaco in joint venture with Marilo Corporation; and
- (g) Anya Resort and Residences, a 57,907 square meter-property located in Tagaytay City. This is a low density boutique resort-type of residential subdivision being developed by Roxaco in joint venture with landowner VJ Properties, Inc.

On its own, Roxaco developed the following projects:

- (a) Landing Subdivision, a residential open lot subdivision located in Nasugbu, Batangas. It has a total area of 23 hectares. All phases have been completed and sold out;
- (b) Landing Commercial Building, a commercial facility with a total land area of 13,000 square meters consisting of 20 stalls. It is located along J.P. Laurel Street, Nasugbu, Batangas;
- (c) Palm Estates Subdivision, a 23.6-hectare open-lot residential project consisting of three phases. Located in Nasugbu, Batangas, it offers a wide spectrum of lots designed to cater to families from all economic walks of life;
- (d) Palm Homes, a 10-unit house and lot project in Palm Estates;
- (e) San Antonio Memorial Gardens, the first master-planned memorial park in Western Batangas; and
- (f) Landing Townhomes, a 1.2-hectare property, is the first townhouse development in Nasugbu, Batangas. It consists of 114 two-storey residential units offered for sale, 20 commercial units for sale, and 11 other commercial units for rent.

### **Business Development**

In 2008, the Roxas Group of Companies, of which Roxas & Company, Inc. (RCI), Roxas Holdings, Inc. (RHI), Roxaco Land Corporation (Roxaco) CADP Group Corporation (CADPGC) are a part, undertook a corporate reorganization. This was done to create a corporate structure that ultimately separates the sugar and the real estate businesses of the Roxas Group. The objective is to have a listed company for the sugar business, and another listed company for the real estate business.



On 23 June 2009, the Securities and Exchange Commission (SEC) approved the merger between RCI (SEC Registration No. 102373), the *absorbed* corporation, and CADPGC (SEC Registration No. 834), the surviving corporation. The merger took effect on 29 June 2009. The SEC likewise approved CADPGC's change of corporate name to Roxas and Company, Inc. (the "Company").

With the merger of RCI and CADPGC, the Company now has interests in both (i) the real estate business of 100%-owned Roxaco and (ii) the sugar business of RHI and its sugar-manufacturing subsidiaries.

#### Sugar-Related Businesses

Since 2007, Roxas Holdings, Inc. (RHI) has implemented strategies to prepare itself for a more competitive environment that will take place beginning 2015 with the reduction of sugar tariffs from the current thirty-five (35) percent to near zero levels under the ASEAN Free Trade Agreement (AFTA).

In 2010, RHI completed the massive expansion of its sugar milling subsidiaries, Central Azucarera Don Pedro, Inc. (CADPI) in Batangas and Central Azucarera de la Carlota, Inc. (CACI) in Negros Occidental. The expansion boosted CACI's milling capacity from 11,000 tons cane per day (TCD) to 18,000 TCD while CADPI increased milling capacity from 10,000 TCD to 13,000 TCD.

In a move to veer away from its product being a mere commodity, RHI has come up with measures to create an added value to its customers by customizing its products to fit the requirements of its industrial clients such as food and pharmaceutical companies.

In order to diversify its portfolio, RHI ventured into allied businesses including bioethanol. Roxol Bioenergy Corporation (ROXOL), the company set up for this purpose, has commenced the commissioning and testing of its plant in preparation for its eventual full commercial operation. Roxol's plant, located in Negros Occidental, is strategically designed to produce both bioethanol and potable or industrial alcohol. The company is looking to produce bioethanol to cater to the country's requirements for biofuel, and at the same time, supply the potable alcohol requirements of the beverage and industrial markets.

For the first time in five years, RHI, through CADPI, entered into the export market outside the US to address its oversupply of sugar generated from the crop year. As mandated by the Sugar Regulatory Administration (SRA), RHI exported raw sugar to Japan and South Korea in August 2011. The surplus in sugar production came on the heels of the US announcement that it will not purchase more than its annual sugar export quota from the Philippines. A slowdown in demand from some local industrial users which shifted to high fructose corn syrup and premixes for blending in their own products also contributed to the oversupply.

#### Real Estate

Since most of the real property development projects of Roxaco are already completed, Roxaco is looking into undertaking other projects for expansion and development. These include a second residential open lot and house and lot project also in Nasugbu and Phase II for The Orchards at Balayan Subdivision, also in Batangas. Roxaco will continue developing Anya Resort and Residences into a boutique resort with the construction of various resort amenities and residential villas.

## **Distribution Methods of the Products or Services**

### Sugar-Related Businesses

The Sugar Group sells and distributes sugar and molasses to local markets through direct selling to various traders and consumers. It is not chiefly dependent on one or few major customers and/or related parties in the distribution of their products.

Roxol sells bioethanol fuel to local or domestic markets through direct selling to oil companies. It is also capable of producing and directly selling potable and industrial alcohol to local or domestic markets, particularly the pharmaceutical and alcohol companies. It is not dependent on one or few major customers and/or related parties in the distribution of its products.

### Real Estate

Roxaco offers its various properties to potential buyers through its authorized sales agents and brokers.

## **Competition**

### Sugar-Related Businesses

The Roxas sugar group supplies sugar to various traders and entities engaged in pharmaceutical, food and beverage businesses. CADPI and CACI are top raw sugar producers in the industry and have the most modern sugar equipment/facilities in the country. Entities engaged in the same line of business are Batangas Sugar Central in Batangas and Victorias Milling Co., Binalbagan-Isabela Sugar Company and Hawaiian-Philippine Company in Negros. CADPI and CACI do not have records indicative of the relative sizes and financial and market strengths of the said companies.

Roxol supplies bioethanol fuel to oil companies. It is also capable of producing and selling potable and industrial alcohol to pharmaceutical and alcohol companies. Roxol is one of the few bioethanol fuel and alcohol producers in the country today. The other entities engaged in the same line of business are San Carlos Bioenergy, Inc. and Leyte Agri Corp.

### Real Estate

Most of Roxaco's projects are located in the Municipality of Nasugbu, Batangas. It intends to develop the remaining land bank based on an integrated master plan, and also explore possible projects in other high-potential regions in the Philippines.

The giants of the local property market are Ayala Land, Robinsons Land, Megaworld, Filinvest Land, Vista Land and Sta.Lucia Realty. In Nasugbu, however, Roxaco's projects, which cater more to the local market, have no direct competitors. Most of the popular developments such as Pico de Loro in Hamilo Coast by SM Investments Corporation are designed as weekend homes for the Metro Manila market.

In terms of project types, Roxaco is comparable to emerging developers like Moldex, Extra Ordinary Development Corporation, and other regional developers that are still in the process of establishing a national presence.

Roxaco does not have records on file indicative of the relative sizes and financial and market strengths of the said companies. However, financial and operational performances of publicly-listed real estate companies are available through their disclosures to the Securities and Exchange Commission and the Philippine Stock Exchange.

## **Sources and Availability of Raw Materials and Names of Principal Suppliers of CADPI and CACI**

### Sugar-Related Businesses

CADPI secures its supply of sugar cane principally from planters in Batangas. Its principal suppliers of other materials are: Allied Specialty Chemicals, DM Trading & Industrial Services, Inc., Fabcon Philippines, Inc., Guanzon Lime Development Corp., Philbless, Inc., Pilipinas Shell Petroleum Corp., Jimgem Mineral Resources, Goldhill Industrial Corp., Ingasco, Inc., Artemis Salt Corp., Arvin International Marketing, Falcon Yarn Mfg., GCH International Mercantile, Inc., Philko Peroxide, Prosperity Manufacturing Corp., Regan Industrial Sales, Remington Industrial Sales, Sanvil Industrial Supply, Severo Sy Ling, and Uptown Industrial Sales.

CACI secures its sugar cane from various planters/traders in Negros Occidental. Its affiliates, Najalin Agri Ventures, Inc. supply about 5% of the sugar cane requirements of the company. Its major suppliers of materials are: Petron Corporation, Hawaiian Philippine Company, Fabcon Philippines, Inc., Atom Chemical Company, Inc., J&P Asia Enterprises, E&E Mktg. & Lumber Dealer, DM Trading and Industrial Services, Inc., Venus Trucking Services, Inc., Regan Industrial Sales, Inc., Falcon Yarn Manufacturing Corp., D'Sure Marketing, MMC Engineering Works Dealer, Mabini Limers and Farmers Multipurpose Cooperative, Nalco Philippines, Inc., Bacolod Welding Mfg. Corp., Negros Integrated Ind. Corp., Agro Ind'l. & Mill Supp. Corp., Allied Specialty Chemical Corporation, G&S Trading, Up-town Industrial Sales, Inc., Negros A-1 Gas Corporation, Pryce Gases, Inc.

Roxol secures its molasses from CAC and the various planters and traders in Negros Occidental. Its principal suppliers of other materials are Jarwood Biomass Enterprises Corporation, Venus Trucking Services, Inc., Negros Biomass Feedstock Corporation, Negros Occidental Electric Cooperative, E and E Mktg. and Lumber Dealer, J & P Asia Enterprises, Dynamic Metals, La Carlota Mill District Multi-Purpose Coop. Inc., Via Trading, Gamboa Hermanos Inc., Lolalyn Coconut Shell Product, Atom Chemical Company, Inc., JRD General Merchandising, Regan Industrial Sales Inc., Nalco Philippines Inc, Negros Integrated Ind. Corp., Yana Commodities, Inc., Milco Malcolm Marketing, Chem. Research Prod. Indust., Prosperity Manufacturing Co. Inc.,

### Real Estate

Roxaco secured the services of Triple A contractors like J.C. Rodriguez Construction Corporation and BSP & Company, Inc. for its major real estate developments.

## **Transactions with and/or Dependence on Related Parties**

### Sugar-Related Businesses

Likewise, the Sugar Group is not dependent on one or few customers or related parties in the distribution/sale of its products. It supplies sugar to various users and traders. Demands from these customers are evenly distributed.

Roxol’s principal customer for its ethanol product is Seaoil Philippines, Inc., Flying V, Shell, and Chevron.

Real Estate

Roxaco is not dependent on a few customers or related parties in the sale of its properties or in offering its services. It caters to families from all economic walks of life.

**Patents, Trademarks and Copyrights**

The Company has no existing patents, trademarks, copyrights, licenses, franchises, concessions and royalty agreements.

However, the Sugar Group, particularly CADPI, CACI, Roxol and CFSI have the following registered trademarks:

<b>Company</b>	<b>Trademarks</b>
Roxas Holdings, Inc.	<ul style="list-style-type: none"> <li>• RHI doing business as CADP Group and Device</li> </ul>
Central Azucarera Don Pedro, Inc.	<ul style="list-style-type: none"> <li>• Central Azucarera Don Pedro, Inc. and Device</li> <li>• Nature Sweet (Stylized)</li> <li>• Don Pedro Emblem</li> <li>• G Special Raw Sugar</li> </ul>
Central Azucarera de La Carlota, Inc.	<ul style="list-style-type: none"> <li>• Central Azucarera de La Carlota, Inc.</li> <li>• Cane Best</li> <li>• Primeraw Special Raw Sugar</li> </ul>
Roxol Bioenergy Corporation	<ul style="list-style-type: none"> <li>• Roxol Bioenergy Corporation and Device</li> </ul>

On the other hand, the Company’s real property arm, Roxaco, has recently applied for the registration of the trademark for its project “Anya Resort and Residences” and Device. The application is currently on process.

**Need for Government Approvals of Principal Products or Services**

Sugar-Related Businesses

The sugar business in the Philippines is regulated by policies and rules and regulations issued by the Sugar Regulatory Administration (SRA).

The business of ROXOL is principally regulated by Republic Act No. 9367, otherwise known as the Biofuels Act of 2006, and the rules and regulations issued by the Department of Energy (DOE).

Real Estate

As part of the normal course of business, Roxaco secures all the necessary permits such as but not limited to development permits from the local government, Certificate of Registration and License to Sell from the Housing and Land Use Regulatory Board, and the Environmental Compliance Certificate from the Department of Environment and Natural Resources.

## **Effect of Existing or Probable Governmental Regulations**

### Sugar-Related Businesses

The sugar industry in the Philippines is governed by certain policies and rules and regulations issued by the government. These are:

#### *The U. S. Quota System*

The main goal of the U. S. sugar policy is to support and stabilize the incomes of its own sugar farmers who grow cane and beet sugar. One major policy instrument employed to achieve this end is the import quota.

From 1934 until the early 1980's, quota limitation governed Philippine sugar consumption. In 1946, the Philippine Trade Act fixed the sugar quota which could be exported to the U. S. This quota amounted to about 15% of total U.S. sugar consumption until 1974 when the quota was suspended. It was reinstated in 1982 and since then, the prices paid for sugar exported to the U.S. have always been higher than the price at which sugar could otherwise be exported.

#### *The SRA Quota or the Quedan Allocation System*

The major regulating influence in the Philippine sugar industry is SRA Sugar Order Number 1, Series of 1987, which deals, specifically, with the allocation of Philippine sugar. Specifically, the Order allocated the country's total domestic sugar into the following categories: "A" for export to the U.S., "B" for domestic sugar, and "C" for reserve sugar. Finally, there is category "D" for export to other foreign markets. The allocation is determined by the SRA Board at the beginning of every crop year and the same ultimately affects the total amount of raw sugar available for domestic refineries and for direct consumption.

#### *Value Added Tax System*

The present value added tax (VAT) system imposes a 12% VAT on refined sugar. The manufacturer of refined sugar is allowed a presumptive input VAT of 3% on raw sugar purchases in addition to the 12% input tax on the value of purchases of materials and supplies used in the manufacture of refined sugar. These are creditable against the 12% output VAT. The tax consequence does not adversely affect the company's business because the tax is passed on to the buyer or consumer.

#### *Executive Order No. 313*

As part of the Philippine's commitment as a member of the newly-formed World Trade Organization, Executive Order No. 313 issued on March, 1996 modified the tariff rates on certain imported agricultural products, including sugar.

Two rates of import duties are provided where a minimum Access Volume (MAV) of the particular agricultural product is allowed to be imported with a lower tariff rate. The In-Quota rate of duty is applied for importation within the MAV provided, while the schedule of the MAV, the In-Quota tariff and the Out-Quota tariff rates for imported raw cane sugar is provided for under E.O. 313.

*Executive Order No. 420*

Executive Order No. 420 modified the rates of duty on sugar as provided for under the Tariff and Customs Code of 1978, as amended, in order to implement the ASEAN preferential rates of duty on cane sugar and beet sugar, among others. Under the Order, the tariffs on the said products were placed at 65% from 1997 up to 1998 after which, sugar could be placed under the sensitive list which would allow the gradual phase down of tariffs. Additionally, it provides that the Margins of Preference (MOP) accorded under the ASEAN Preferential Trading Arrangements (PTA) will no longer be extended to any of the products covered under the same Order.

Executive Order No. 313 was issued to modify the rates of duty on certain agricultural products, including sugar, while Executive Order No. 420 was issued to modify the rates of duty on sugar alone. Both orders are geared towards helping the Philippine sugar sector/industry to be efficient and globally competitive.

*Executive Order No. 431*

Executive Order No. 431 issued on August 5, 1997 provides for the creation of the National Coordinating Council for the Philippine sugar industry. The council is tasked to promote effective government of private sector coordination in pursuing the national efforts to enhance the development and global competitiveness of the local sugar industry.

*Executive Order No. 268*

Executive Order No. 268 issued on 9 January 2004 modified the rates of duty on other sugars as classified under (Heading 17.02) Section 104 of the Tariff and Customs Code of 1978, as amended, in order to implement the commitment to reduce the tariff rates on sixty percent (60%) of the products in the inclusion list to zero percent (0%) under the Common Effective Preferential Tariff (CEPT) scheme for the Asean Free Trade Area (AFTA).

*Executive Order No 295*

Executive Order 295 issued on 3 March 2004 modified the nomenclature and rates of import duty on sugar (Heading 17.01) under Section 104 of the Tariff and Customs Code of 1978, as amended. Under the Executive Order, sugar which are entered and withdrawn from warehouses in the Philippines for consumption shall be levied the MFN (Most Favored Nation) rates of duty therein prescribed. Moreover, the Order provides that sugar which are entered and withdrawn from warehouses in the Philippines for consumption shall be imposed the ASEAN CEPT rates of duty therein prescribed subject to qualification under the Rules of Origin as provided for in the Agreement on the CEPT Scheme for the ASEAN Free Trade Area signed on 28 January 1992.

On the other hand, the Bioethanol industry in the Philippines is principally governed by Republic Act No. 9367, otherwise known as the Biofuels Act of 2006, and the rules and regulations that are issued by the government through the Department of Energy (DOE) to implement the law.

*Republic Act No. 9367*

R.A. 9367 was enacted to direct the use of biofuels and to reduce the country's dependence on imported fuels with due regard to the protection of public health, the environment and natural ecosystems consistent with the country's sustainable economic growth that would expand opportunities for livelihood by mandating the use of biofuels as a measure to develop and utilize indigenous and sustainably-sourced clean energy sources to reduce dependence on imported oil; mitigate toxic and greenhouse gas (GHG) emissions; increase rural employment and income; and ensure the availability of alternative and renewable clean energy without detriment to the natural ecosystem, biodiversity and food reserves of the country.

The use of biofuels is mandated under Section 5 of R.A. 9367. It provides that all liquid fuels for motors and engines sold in the Philippines shall contain locally-sourced biofuels components. It further provides that within two (2) years from the effectivity of the law, at least five (5%) percent bioethanol shall comprise the annual total volume of gasoline fuel actually sold and distributed by each and every oil company in the country, subject to the requirement that all bioethanol blended gasoline shall contain a minimum of five (5%) percent bioethanol fuel by volume. Further, the law also directs that within four (4) years from its effectivity, the National Biofuels Board (NBB) which was created under it shall have the power to determine the feasibility and thereafter recommend to DOE to mandate a minimum ten (10%) percent blend of bioethanol by volume into all gasoline fuel distributed and sold by each and every oil company in the country.

*DOE Department Order No. DC 2007-05-006*

Department Circular No. DC 2007-05-006 was issued by the DOE on 17 May 2007 to implement R.A. 9367. It covers the production, blending, storage, handling, transportation, distribution, use and sale of biofuels, biofuel-blends and biofuel feedstock in the Philippines. It also clarifies specific provisions of the law and the roles and functions of the different government agencies and their relationship with the National Biofuels Board.

*Joint Administrative Order No. 2008-1, Series of 2008*

Joint Administrative Order (JAO) No. 2008-1, Series of 2008 was issued by the Department of Agriculture (DA), Department of Agrarian Reform (DAR), Department of Energy (DOE), Department of Environment and Natural Resources (DENR), Department of Finance (DOF), Department of Labor and Employment (DOLE), Department of Science and Technology (DOST), Department of Trade and Industry (DTI), Department of Transportation and Communications (DOTC), National Biofuels Board (NBB), National Commission on Indigenous Peoples (NCIP), Philippine Coconut Authority (PCA) and Sugar Regulatory Administration (SRA) on 8 October 2008. The JAO was issued to provide the guidelines governing the biofuel feedstock production and biofuels and biofuel blends production, distribution and sale of biofuels. The objectives of the guidelines are to develop and utilize indigenous renewable and sustainably-sourced clean green energy sources to reduce dependence on imported oil, to mitigate toxic and greenhouse gas (GHG) emissions, to increase rural employment and income, to promote the development of the biofuel industry in the country and to encourage

private sector participation and to institute mechanisms which will fast track investments in the biofuel industry and to promote biofuel workers' welfare and protection, among others.

### Real Estate

The real estate business is subject to a number of laws including the Civil Code of the Philippines, Presidential Decree Nos. 957 and 1216, the Maceda Law, and certain provisions of the Local Government Code. The industry is primarily regulated by the policies and rules and regulations issued by the Housing and Land Use Regulatory Board.

The Philippine Interpretation IFRIC 15, *Agreement for Construction of Real Estate*, provides that revenue from construction of real estate is recognizable only upon completion of the project, except when (a) such contract qualifies as construction contract which is to be accounted for under PAS 11, *Construction Contracts*, or (b) it involves rendition of services in which case revenue is recognized based on stage of completion. The Securities and Exchange Commission has deferred the application of IFRIC 15 to January 2015.

### **Research and Development**

The Company did not spend on research and development activities during the past three (3) years because it has reorganized and transformed itself into a holding and investment company.

CADPI contributes ₱2.00 per Lkg. of sugar produced to the Philippine Sugar Research Institute Foundation, Inc. (PHILSURIN) in compliance with SRA Sugar Order No. 2, series of 1995. During the last five (5) years, CADPI contributed about P26.33 million to research and development and this amount constitutes 0.03% of its revenues. For the last crop year, the company contributed ₱1.94 million or about 0.09% of the revenue.

Likewise, CACI also contributes ₱2.00 per Lkg. to PHILSURIN. For the last crop year the company allocated ₱2.33 million or about 0.06% of the total revenue. During the last five (5) years, CACI contributed about ₱17.93 million to research and development and this amount constitutes 0.10% of its revenues.

### **Costs and Effects of Compliance with Environmental Laws**

#### Sugar-Related Businesses

CADPI was the first sugar factory in the country which volunteered in the Industrial Environmental Management Project (IEMP) funded by the United States Agency for Industrial Development (US-AID) under the supervision of the Department of Environment and Natural Resources (DENR). IEMP advocates waste minimization through Pollution Management Appraisals (PMA).

Waste minimization implementation in CADPI began in 1993 with the activation of an Interior Pollution Management Appraisal Team. A significant reduction in wastewater needing treatment was achieved through segregation, characterization, and good housekeeping. An active PMA Team tasked to address the environmental concerns of the sugar factory complemented the expansion and modernization program of the company. CADPI received the following recognition/awards for its pioneering efforts in waste management:



1. Zero Basura Olympics Master Award and Championship in Composting Award – awarded by the Philippine Business for Social Progress (PBSP) ZBO for Business 2010 “A Race to Conquer Garbage in 300 Days” competition during the Earth Day celebration on 22 April 2010.
2. Plaque of Recognition – awarded by Nestle Philippines on 23 November 2006 for having exemplified its commitment to Sustainable Development by its well-balanced approach in achieving excellence in its business, social and environmental responsibility.
3. Award of Recognition - awarded by the DENR on 29 June 1994 for its pioneering initiative in waste minimization in an industrial plant.
4. Most Environmental Friendly Sugar Mill Award - awarded by the Philippine Sugar Millers Association, Inc. (PSMA) and the Association of Integrated Millers (AIM) on 17-19 August 1994.
5. Plaque of Appreciation - for its pioneering efforts in Waste Minimization by the Pollution Control Association of the Philippines, Inc. (PCAPI) during the PCAPI Convention on 27 April 1995.
6. Mr. Jeffrey G. Mijares, a Pollution Control Officer III of the Company was adjudged as one of the recipients of the Ten Outstanding Pollution Control Officers (PCO) Award (TOPCO) for the year 1998.

CADPI has also made substantial investments in the following pollution control facilities:

1. Totally close-loop cooling system for the sugar mill and refinery where 100% of cooling water is recycled.
2. Activated Sludge Wastewater Treatment System with Sessil Trickling Filter.
3. Wet Scrubbers for the steam boilers.

For the fiscal year ending September 30, 2012, CADPI spent about ₱12.478 million in its pollution management program.

On the other hand, CACI has a Pollution Control Department tasked to handle its pollution control activities. The total involvement and concern of CACI in its pollution control has earned it the following awards:

1. Likas Yaman Award for Environmental Excellence, as Best Partner in the Industry (National Winner) - awarded by the DENR on 10 June 1996.
2. Likas Yaman Award, Best Partner in the Industry in Western Visayas (Regional Winner) - awarded by the DENR on 28 June 1996.
3. Most Environment Friendly Company in Western Visayas, Region VI - awarded by the DENR on 30 June 1995.

4. Recipient of a Resolution of Appreciation from the Sanggunian Bayan of Pontevedra, Negros Occidental for a Zero-Pollution of Pontevedra River located at the downstream portion of the company's premises.

For the fiscal year ending September 30, 2012, CACI spent about ₱23 million for the maintenance and improvement of its pollution control program.

Roxol shall implement a zero-discharge system through the wastewater methane capture component of its ethanol plant which is covered by Environmental Compliance Certificate No. ECC-R6-0809-254-9999 issued by the DENR. Roxol has spent about ₱222.5M for its waste treatment facility consisting of the following components: (i) Upflow anaerobic Sludge Blanket (UASB); (ii) Degasser; (iii) Lamella clarifier; (iv) Covered lagoons; (v) Evaporator and dryer; (vi) Boiler wet scrubber; (vii) Cooling tower; and (viii) Condensate polishing unit.

Moreover, Roxol is in the process of registering its wastewater treatment and methane gas recovery project with the Clean Development Mechanism (“CDM”) Executive Board of the United Nations Framework Convention on Climate Change (“UNFCCC”). With the registration of its CDM project, Roxol can earn certified emission reduction credits which it can sell pursuant to the Kyoto Protocol.

#### Real Estate

Roxaco secures the required Environmental Compliance Certificates for all of its real property developments. For the Anya Resort and Residences project in Tagaytay, Roxaco has invested in the transfer and relocation of existing landscaping and therefore ensure that the generally lush environment is maintained.

In addition, designs of the houses as well as the amenities for Anya have incorporated sustainable architectural design features that maximize natural lighting and ventilation and reduce energy costs.

#### **Total Number of Employees and Number of Full-Time Employees**

As of 30 September 2012, the Company had one (1) executive and four (4) employees.

Roxaco, on the other hand, had two (2) executives and twenty-seven (27) employees. Nine (9) of these Roxaco employees are based in Nasugbu, Batangas and one (1) in a satellite office in Balayan, Batangas. The rest are based in its administrative and corporate offices in Makati City.

As of 30 September 2012, RHI had nine (9) executive officers and nine (9) regular employees.

CADPI had 516 regular employees as of 30 September 2012. The company has a standing Collective Bargaining Agreement (CBA) with the Batangas Labor Union (BLU) for a period of five (5) years from 01 July 2011 to 30 June 2016.

CACI, on the other hand, had 541 regular employees as of September 2012. The company has a Collective Bargaining Agreement (CBA) with the Mag-Isa Mag-Ugyon Asosasyon Sang Mamumugon Sa Central Azucarera de la Carlota (MAMCAC) for a period of five (5) years from June 2010 to May 2015. For the past three (3) years, the labor unions of CADPI and CACI have not staged a strike.

Roxol had 56 regular employees as of 30 September 2012. Roxol is not unionized.

### **Property**

The Company is the owner of a big tract of land located in Nasugbu, Batangas with land area of more or less 2,900 hectares, and with total appraised values of ₱4.627 billion as of 30 September 2012. Of these, approximately 2,500 hectares were covered by the Comprehensive Agrarian Reform Program (CARP).

In April 2010, RCI filed with the Tourism Infrastructure and Enterprise Zone Authority (TIEZA) an application to declare fourteen (14) specific geographical areas within the RCI landholdings as tourism zones. To date, this application has remained unacted upon.

In total, RCI has around 235.3977 hectares of land that were declared by the courts or the DAR as exempt from the coverage of CARP, including the 21.1236-hectare property declared exempt by the Supreme Court in its Decision dated 05 September 2011 in GRN 169331.

The Company is likewise the registered owner of a 1,030 sqm condominium unit located at the 7<sup>th</sup> Floor of Cacho-Gonzales Building, 101 Aguirre Street, Legaspi Village, Makati City. It has a carrying value of ₱215,855.00 while fair market value is pegged at ₱ 53.56 Million as of 30 November 2012. This property and 7,770 sqm of land in Nasugbu, Batangas are presently mortgaged to secure certain loan obligations.

### Sugar-Related Businesses

RHI is the owner of a parcel of land located in Nasugbu, Batangas valued at ₱2.166 billion. The land is now currently leased to CADPI for a period of one (1) year from January 2012 to December 2012, subject to renewal on terms that are mutually agreeable to both parties. The land is also presently mortgaged to secure certain loan obligations.

RHI likewise invested in properties in Bacolod, Negros Occidental and in Barrio Remanente, Nasugbu Batangas with aggregate value of ₱19.334 million.

CADPI is the owner of sugar milling and refining facilities, machineries and furniture and fixtures, transportation equipment and tools located in Nasugbu, Batangas. As of 30 September 2012, these properties were valued, net of depreciation, at ₱3.821 billion. These properties are presently mortgaged with banking institutions to secure certain loan obligations.

CACI is the owner of parcels land located in Barangay Consuelo, La Carlota City and in the Municipalities of La Castellana and Pontevedra in Negros Occidental including improvements machineries and installations, furniture and fixtures, transportation equipment and tools. As of 30 September 2012, these properties are valued, net of depreciation, at ₱3.589 billion. These properties are presently mortgaged with banking institutions to secure certain loan obligations.

Roxol is the owner of a bioethanol plant, parcels of land located in Brgys. La Granja, Esperanza and Cubay, La Carlota City, Negros Occidental and improvements, machineries, fixtures and transportation equipments. As of 30 September 2012, these properties, including construction-in-progress are valued, net of depreciation, at ₱1.580 billion. These properties are presently mortgaged to banking institutions to secure certain loan obligations.

## Real Estate

As of 30 November 2012, Roxaco's real estate inventories, consisting of real estate properties for sale, raw land and land improvements, were valued at ₱347.665 million (historical cost). Of these, properties with total area of 677,522 sqm and carrying costs of ₱179.356 million were used as collateral to secure certain loan obligations of the Company.

## **Legal Proceedings**

RCI is a party to various legal proceedings mostly involving the coverage of its properties in Nasugbu, Batangas under the Comprehensive Agrarian Reform Program (CARP).

Sometime in 1993, the Company filed a case questioning the Department of Agrarian Reform's (DAR) acquisition of its landholdings and asking for the cancellation of the Certificates of Land Ownership Awards (CLOAs) issued by the DAR in favor of the farmer-beneficiaries. On 17 December 1999, the Supreme Court promulgated its Decision in GR No. 127876 nullifying the DAR acquisition proceedings over haciendas Palico, Banilad and Caylaway/Carmen. The High Tribunal ruled that the Company's right to due process was violated by the DAR. However, the Supreme Court did not nullify the CLOAs that were issued by the DAR despite its declaration that the acquisition proceedings were null and void.

In May 2000, the Company filed with the DAR an application for CARL exemption of its three Haciendas in Nasugbu based on Presidential Proclamation No. 1520 which declared the entire municipality of Nasugbu as a tourist zone. RCI likewise filed exemption applications for smaller areas based on the 1982 Zoning Ordinance of Nasugbu, Batangas.

In December 2009, the Supreme Court ruled that PP No. 1520 did not automatically reclassify the agricultural lands in Nasugbu, Batangas to non-agricultural lands<sup>1</sup>. However, the Court noted that RCI "can only look to the provisions of the Tourism Act and not to PP No. 1520, for possible exemption".

On 08 February 2011, the Supreme Court denied the Company's Second Motion for Reconsideration and affirmed with finality its December 2009 Decision.

Consistent with the 2009 Supreme Court Decision that "Roxas and Co. can only look to the provisions of the Tourism Act, and not to PP 1520, for possible exemption," RCI filed in April 2010 with the Tourism Infrastructure and Enterprise Zone Authority ("TIEZA") an application to declare fourteen (14) Specific Geographic Areas located in the RCI landholdings as Tourism Enterprise Zones ("TEZs"). This application was based on the Tourism Act of 2009.

To date, the said application has remained unacted upon primarily because it took the DOT some time to promulgate the Implementing Rules and Regulations ("IRR"). However, last July 2011, the IRR has been published in newspapers of general circulation and the same took effect on 01 August 2011. At present, RCI's application is still pending with the TIEZA.

---

<sup>1</sup> The 04 December 2009 Decision in SC GRN 149548, 165450, 167453, 179650, 167845 AND 169163 may be accessed at <http://sc.judiciary.gov.ph/jurisprudence/2009/december2009/149548.htm>.

On 20 September 2011, RCI received from the Supreme Court a Decision dated 05 September 2011<sup>2</sup> affirming the exemption of a 21.1236-hectare property from CARP. The exempt property consists of 27 parcels of land located in Barangay Aga, Nasugbu, Batangas.

There are three<sup>3</sup> other CARP-related cases that are pending with the Provincial Adjudicator (PARAD) of Western Batangas and the Department of Agrarian Reform (DAR).

In the ordinary course of its business, the Company is a party to other cases, either as complainant or defendant. However, the Company believes that these cases do not have any material adverse effect on it.

On 22 October 2012, the DAR published a Notice of Coverage over approximately 2,500 hectares of the Company's properties. The Company has filed its Protest with the DAR against this wrongful coverage.

#### Sugar-Related Businesses

In the ordinary course of its business, RHI and its sugar-manufacturing subsidiaries are engaged in litigation either as complainant or defendant. RHI believes that these cases do not have any material adverse effect on it.

#### Real Estate

In the ordinary course of its business, Roxaco is engaged in litigation either as complainant or defendant. Roxaco believes that these cases do not have any material adverse effect on it.

#### **Submission of Matters to a Vote of Security Holders**

No matter was submitted to a vote of security holders, through solicitation of proxies or otherwise, during the period covered by this report.

---

<sup>2</sup> Agapito Rom, et. al. vs. Roxas and Company, Inc., G.R. No. 169331.

<sup>3</sup> These cases are: (i) DAR Adm. Case No. A-9999-100-97, which is an application for exemption from CARP coverage of a 45.97 hectare property in Brgy. Aga on the ground that the said property has a slope of at least 18%. The DAR granted RCI's application. However, the farmer-beneficiaries filed a Motion for Reconsideration, to which RCI filed an opposition; (ii) Petitions for the cancellation of CLOA No. 6646 covering a 21-hectare property. These cases stemmed from a Certificate of Finality issued by DAR exempting the subject property from CARP coverage. The Provincial Adjudicator of Batangas (PARAD) decided in favor of the Company and cancelled the CLOA. The farmers' Motion for Reconsideration was subsequently denied by the PARAD. The cases are now with the Department of Agrarian Reform Adjudication Board (DARAB) in view of the appeal filed by the farmers; and (iii) DAR Case Nos. R-0401-0021 to 0058-2009 stems from a final and executory Supreme Court ruling exempting from CARP coverage a 30.1685-hectare property in Barangay Banilad, Batangas. As such, the Company filed with the PARAD Petitions for cancellation of CLOA 5189 insofar as the exempted area is concerned.

## PART II – SECURITIES OF THE REGISTRANT

### Market Price of and Dividends on Common Equity and Related Stockholder Matters

#### 1. Market Information.

The Company has 2,911,885,870 common shares listed and traded in the Philippine Stock Exchange under the trading symbol “RCI”.

(1) High and low share price for the last two (2) fiscal years.

	High	Low
October-December 2010	₱1.64	₱1.10
January-March 2011	1.40	1.11
April-June 2011	1.12	1.11
July- September 2011	1.12	1.10
October –December 2011	2.10	1.10
January-March 2012	3.20	1.26
April-June 2012	2.85	1.51
July-Sept 2012	2.25	1.51

(a) Holders. There were 3,497 holders of the Company’s listed shares as of 29 November 2012. The top twenty (20) holders of the Company’s common shares as of said date were:

	STOCKHOLDERS	NATIONALITY	TOTAL SHARES	%
1	Antonio J. Roxas	Filipino	643,945,909	22.11%
2	SPCI Holdings, Inc.	Philippine National	642,779,593	22.07%
3	Pesan Holdings, Inc.	Philippine National	340,527,520 <sup>4</sup>	11.69%
4	HSBC OBO A/C 000-262931-575	Other Alien	273,124,090	9.38%
5	Pilar Olgado Roxas	Filipino	262,706,512	9.02%
6	Marta O. Roxas Dela Rica	Spanish	258,180,365	8.87%
7	Beatriz O. Roxas	Spanish	257,579,335	8.85%
8	Pedro E. Roxas	Filipino	194,120,649 <sup>5</sup>	6.67%
9	PCD Nominee Corporation	Philippine National	8,616,158	0.30%
10	Rizal Commercial Banking Corporation	Philippine National	3,048,161	0.10%
11	Antonio Roxas Chua	Filipino	2,379,610	0.08%
12	Mari Carmen Roxas de Elizalde	Filipino	1,361,241	0.05%

<sup>4</sup> This does not include the 1,271,559 shares beneficially owned by Pesan Holdings, Inc. (PHI) but owned on record by the PCD Nominee Corporation, the top 9 stockholder. Mr. Pedro E. Roxas is the controlling stockholder of Pesan Holdings, Inc. (PHI). In total, Mr. Pedro E. Roxas owns, directly and indirectly, 536,681,945 RCI shares representing 18.43% of the subscribed capital stock.

<sup>5</sup> This does not include the 762,217 shares beneficially owned by Mr. Pedro E. Roxas but owned on record by the PCD Nominee Corporation, the top 9 stockholder.

13	Santiago R. Elizalde	Filipino	1,210,930	0.04%
14	Francisco Jose R. Elizalde	Filipino	1,203,013	0.04%
15	Carlos Antonio R. Elizalde	Filipino	1,200,320	0.04%
16	Central Azucarera dela Carlota Retirement Trust Fund	Philippine National	1,178,400	0.04%
17	Equitable Securities FAO Inigo Elizalde	Filipino	933,810	0.03%
18	Severo A. Tuason & Company, Inc.	Filipino	537,000	0.02%
19	Dolores Teus De M Vara De Rey	Filipino	488,020	0.02%
20	Concepcion Teus Vda. De M Vara De Rey	Filipino	445,650	0.02%
	<b>SUBTOTAL</b>		<b>2,895,566,286</b>	<b>99.44%</b>
	OTHER STOCKHOLDERS		16,319,584	0.56%
	<b>GRAND TOTAL</b>		<b>2,911,885,870</b>	<b>100.00%</b>

## 2. Dividends.

The ability of the Company to declare and pay dividends on its common shares is generally governed by the pertinent provisions of the Corporation Code of the Philippines, i.e. prohibition on capital impairment and the limitation on the discretion of the Board of Directors, among others. In the recent past, the Company declared and paid dividends as follows:

<i>Declaration Date</i>	<i>Dividend Per Share</i>	<i>Record Date</i>	<i>Payment Date</i>
29 June 2006	₱ 0.06	14 July 2006	31 July 2006
5 October 2006	₱ 0.06	19 October 2006	10 November 2006
21 June 2007	₱ 0.06	13 July 2007	31 July 2007
20 September 2007	₱ 0.04	15 October 2007	8 November 2007
26 June 2008	₱ 0.06	15 July 2008	31 July 2008
2 October 2008	₱ 0.06	15 October 2008	30 October 2008

## 3. Recent Sales of Unregistered Securities.

### (a) Securities Sold.

There was no recent sale of unregistered or exempt securities.

However, on 23 June 2009, the SEC has approved the increase of the authorized capital stock from Php1,962,500,000.00 divided into 1,962,500,000 shares with a par value of Php1.00 each to Php3,375,000,000.00 divided into 3,375,000,000 shares with a par value of Php1.00 each.

Pursuant to the Plan of Merger, which was likewise approved by the SEC on 23 June 2009 and became effective on 29 June 2009, (i) 1,481,521,405 CADPGC shares previously owned by RCI, (ii) 1,506,000 pre-merger treasury shares of CADPGC; and (iii) 1,365,990,294 new and still unlisted shares from the

increase in the authorized capital stock, were distributed/transferred to the stockholders of the absorbed company, RCI.

(b) Exemption from Registration Claimed.

On 30 June 2009, the Company filed with the Securities and Exchange Commission a Notice of Exempt Transaction (SEC Form 10.1) for the 1,365,990, 294 new and unlisted shares (taken from the increase in the authorized capital stock) that were issued by the Company in connection with the merger of RCI and CADPGC.

The Philippine Stock Exchange (PSE) approved on 25 November 2009 the application submitted by the Company to list the additional 1,365,990,294 common shares, with par value of Php1.00 per share, to cover the merger transaction between RCI and CADPGC.

On 09 December 2009, 1,365,990,294 Company common shares were listed with the PSE.

#### **4. Description of Registrant's Securities.**

The authorized capital stock of the company is Three Billion Three Hundred Seventy Five Million Pesos (₱3,375,000,000.00) divided into 3,375,000,000 common shares with par value of One Peso (₱1.00) per share.

Shareholders have no pre-emptive rights to any issue of shares, of whatever class by the corporation unless otherwise decided by the Board of Directors for the best interest of the corporation (Art. VIII, CADPGC Amended Articles of Incorporation). There is no provision in its charter or by-laws which would delay, defer or prevent a change in control of the Company.

#### **3. Management's Discussion and Analysis or Plan of Operation**

##### **FULL FISCAL YEAR 2011-2012**

On February 10, 2011, the Board of Directors (BOD) of the Company and its subsidiaries (Roxas Group or Company) approved the amendment on the Group's By-Laws changing the accounting period from fiscal year ending June 30 to September 30 of each year. The change was intended to align the fiscal year of the Group with the normal crop year of the sugar business. The change in accounting period of the Company was approved by the Securities and Exchange Commission (SEC) on March 30, 2011 while the changes in accounting period of the Company's subsidiaries was approved by the SEC on various dates in 2011.

In December 2011, the Group's management started to implement new business strategies and action plans to improve operations and ensure long-term viability of the business.

Management directed all cost and profits centers to implement cost efficiency measures which resulted in a reduction in certain overhead expenses by at least 10% from last year and an increase in margins for this fiscal year 2012. Management also directed the operating companies to achieve operating efficiencies which also contributed to the increase in margins this fiscal year.

Management also negotiated with its creditor banks of the Sugar Group which resulted in the change of



the interest rate from a fixed rate to a floating rate and additional three-year grace period on principal payments

### Results of Operations

Consolidated Revenues for the fiscal year ending September 2012 reached ₱7.769 billion or 3% lower than the ₱7.978 billion achieved in the fiscal year ending June 2011. On the other hand, consolidated revenues for the short period ending September 2011 amounted to ₱ 1.426 billion. Revenues from sugar related business accounts for 99% of the revenues of the Group while 1% is from the real estate business.

Cost of sales amounted to ₱5.997 billion for the fiscal year ending September 30, 2012, a decrease of 22% from the audited figure of ₱7.727 billion for the fiscal year ending June 30, 2011. This is due to lower production cost and lower cost of buying raw sugar. Cost of sales for the short period July to September 30, 2011 amounted to ₱1.855 billion.

Operating expenses for the fiscal year ending September 30, 2012 amounted to ₱ 980 Million 46% higher than the ₱ 671 Million for the period ending June 30, 2011. This increase is due to the redundancy program, provision for doubtful accounts and provisions for taxes. For the interim period ending September 30, 2011, operating expenses amounted to ₱ 190 million.

Equity in net earnings went down by 74% to ₱ 47 million for the fiscal year ending September 30, 2012, compared to ₱ 180 million for the fiscal year ending June 30, 2011, due to lower sugar sales and production and low cane tonnage of an associate company. On the other hand, it was equity in net of loss ₱ 8 million the period July-September 30, 2011.

Net interest costs decreased to ₱ 490 million this fiscal year compared to ₱ 625 million for the fiscal year period ending June 30, 2011 due to the Management negotiations with the creditor banks and the change in the interest rate from fixed rate to a floating rate. Net interest cost for the short period July-September 30, 2011 amounted ₱ 187 million.

Income before tax amounted to ₱ 478 million, a big turn-around from the recorded loss before tax of ₱ 778 million and ₱ 773 million for the fiscal year ending June 30, 211 and short period ending September 2011.

The Group's net benefit from income tax was ₱ 154 million versus provision for taxes of ₱4 million and ₱ 5 million for the fiscal year ending June 30, 2011 and interim period July-September 30, 2011, respectively.

The Group ended the period with a net Income of ₱ 632 million versus net losses of ₱ 783 million and ₱ 778 million for the fiscal year ending June 30, 2011 and short period July to September 30, 2011, respectively. This translates to an earning per share of ₱ 0.14 in September 30, 2012 and a loss per share of ₱ 0.18 both for the fiscal year ending June 30, 2011 and the short period July to September 30, 2011.

For the fiscal year ending September 30, 2012, the Group recorded the highest Earnings Before Interest, Taxes, Depreciation and Amortization (EBITDA) in the amount of ₱ 1.613 billion. This is a great improvement compared to ₱ 217 million for the fiscal year ending June 30, 2011 and negative EBITDA

of ₱ 397 million for the short period July to September, 2011.

#### Financial Condition

Roxas and Company, Inc. and subsidiaries', (the Group) consolidated total assets reached ₱ 19.701 billion at the end of 2012 compared to ₱20.654billion restated figures as of September 2011.

Consolidated current assets went down from ₱ 3.337 billion to ₱ 2.687 billion as of September 30, 2012 and 2011, respectively. Likewise, consolidated current liabilities went down from ₱ 10.571 billion last year to ₱ 2.682 billion this year.

The Group's current ratio went up from 0.32:1.00 in September 2011 to 1.00:1.00 in September 2012. Debt to equity ratio stood at 0.95:1.0 as of 2012 from 1.22:1.00 as of 2011.

The Group likewise has existing credit lines/facilities with banks to meet working capital requirements. Unused working capital lines as at September 30, 2012 and September 30, 2011 from local banks amounted to ₱907 million and ₱ 862 million, respectively.

Book value per share is at ₱ 3.46 and ₱ 3.20 in September 2012 and 2011, respectively.

Cash and cash equivalents went down from ₱ 359 million in September 2011 to ₱ 199 million in September 2012, due to payments of short-term borrowings. This is ₱ 204 million lower than June 30, 2011 balances. Short term loans were ₱ 1.638 billion, ₱ 2.831 billion and ₱3.286 billion as of September 30, 2012 and 2011 and June 30, 2011, respectively.

Total Receivables increased by 39% from ₱ 646 million in September 2011 to ₱ 901 million in September 2012. This is due to the re-entry of institutional buyers. The same is 20% higher than the ₱ 749 million balance as of June 2011.

Inventories as of September 2012 was at ₱ 779 million. This is 52% lower than the ₱ 1,639 billion balance as of September 2011 and 70% lower than June 2011 level. The decrease was attributable to lower raw sugar inventory level and sugar withdrawal of customers.

Real estate for sale and development amounted to ₱ 340 million, 4% higher than September and June balances. The increase is attributable to development costs incurred for new real estate projects, namely Anya Resorts and Residences and Landing Townhomes.

Prepayments and other current assets increased by 25% from ₱382 million in September 2011 to ₱ 479 million in September 2012. The increase is due to higher creditable withholding taxes from ₱190 million in 2011 to ₱258 million in 2012 as the Sugar Group subsidiaries were in a taxable loss and/or minimum corporate income tax position this year. In addition, there were creditable withholding taxes paid as pre-requisite for transfer of title to real estate buyers. Likewise, input VAT and other prepaid taxes were higher in the current year due to the expansion project and ethanol plant construction. Total prepayments and other assets as of June 2011 amounted to ₱ 380 million.

Property, plant and equipment slightly decreased from ₱ 11.5 billion in September 2011 to ₱11.1 billion in 2012 due to depreciation, partly offset by ₱ 230 million appraisal increase on land.

Investment in shares of stock of associates amounted to ₱ 712 million from ₱ 831 million in previous period due to declaration of cash dividend of an associate, HPCo. this year. Equity in net earnings for the year amounted to ₱ 47 million compared to ₱ 18 million equity in net loss in September 2011. Investment in shares amounted to ₱ 849 million in June 2011.

Net pension plan assets of the Group amounted to ₱ 132 million as at September 2012 and 2011.

Other non-current assets increased by 13% to ₱38 million from ₱33 million due to software development costs partly offset by reclassification of long-term portion of CADPI employees' loans to current portion.

Accounts payable and accrued expenses increased by 13% from ₱ 682 million in September 2011 to ₱ 767 million in September 2012 due to accrual of expenses. The same is 26% higher than the ₱ 610 million level in June 2011.

Customers' deposit substantially went down by 58% from ₱ 174 million in September 2011 to ₱73 million in September 2012. This is due to customer's withdrawal of sugar and application of deposits to real estate sales. Customers' deposits amounted to ₱ 135 million as of June 2011.

Due to the three year grace period granted by creditor banks of the Sugar Group, the possible violation of the negative covenants for the FY 2011-2012 was prevented. As a result the non-current portion of the Group's long-term loan borrowings amounting to ₱ 6.06 billion as of the fiscal year ending September 30, 2012 was presented in the Noncurrent Liabilities of the Balance Sheet. The reclassification last year was a consequence of the breach of the negative covenant on the Debt Service Coverage Ratio (DSCR) because of the losses recorded during the fiscal year. As of September 30, 2012, the Sugar Group met the minimum DSCR required under the long-term loan agreements with certain creditor banks.

Since the loss is just a temporary set-back brought about by the volatility of the prices and which did not affect the capability of the Group to service its maturing obligations with the banks, the Group was able to obtain from the creditor banks their waivers for the breach of the covenant on the DSCR for the interim period ended September 30, 2011.

The net pension benefit obligation of the sugar subsidiaries increased to ₱ 86 million due to the redundancy program initiated by the company.

Deferred income tax liabilities, net increased to ₱795 million or 2% higher compared to ₱ 776 million last year and 3% higher than the period ending June 30, 2011 of ₱ 771 million. This was due to recognition of deferred tax liability on the revaluation increment on properties of RHI.

Total equity posted at ₱ 10.08 billion as at September 2012 and June 2011. This is 8% higher than ₱ 9.3 billion as of September 2011.

There are no:

- Known trends or any known demands, commitments, events or uncertainties that will result in or that are reasonably likely to result in the Company's material liquidity problem;

- Known trends, events or uncertainties that have had or that are reasonably expected to have a material favorable or unfavorable impact on net sales or revenues or income from continuing operations;
- Significant elements of income or loss that arose from continuing operations; and
- Seasonal aspects that had a material effect on the financial condition or results of operations.

## **Sugar –Related Businesses.**

### ***Batangas Operations***

CADPI's raw production for crop year 2011-2012 increase slightly to 2.803 million Lkg. versus 2.776 million Lkg. in prior crop year. Total tonnage for the period reached 1.549 million tons cane compared to 1.491 million tons cane milled last year. However, sugar recovery dropped from 1.86 Lkg/TC to 1.81 Lkg/TC.

The overall production of Southern Luzon, i.e., Batangas, Cavite and Laguna has dropped by 3%. Our increase in production was mainly due to a more efficient raw sugar factory operations as compared to last year. As a result, production of our competitor mill has dropped by 24% and we were able to increase our cane share of Southern Luzon from 77% to 82%.

Refined sugar production also went up to 2.266 million Lkg. versus 1.970 million Lkg. or 15% increase due to efficient plant operation.

### ***Negros Operations***

CAC's raw production for crop year 2011-2012 increase to 3.688 million Lkg. versus 3.332 million Lkg. in prior crop year, due to good weather condition and efficient plant operations. Total tonnage for the period reached 1.877 million tons cane compared to 1.757 million tons cane milled last year. Sugar recovery increased, from 1.897Lkg/TC to 1.965 Lkg/TC, also due to favorable weather condition during the planting season of crop year 2011-2012.

### ***Property Group***

Roxaco Land Corporation ("RLC"), the Company's property arm, continues to participate in the following key industry segments:

- First-home and second-home residential developments
- Leisure tourism
- Commercial retail and mixed-use developments

Its Palm Estates development has been warmly received by the OFW market and is now fully-completed and sold. The community continues to grow with the construction of buyer's homes. RLC successfully formed the Homeowners' Associations for its Palm Estates project,

Its other project, the Orchards, located in Balayan, Batangas, has been completed. It has also experienced respectable sales performance and only 3% of its inventory remains. RLC will begin development of Orchards Phase II in the first quarter of 2013.

Due to its promising performance, in 2012, RLC introduced the first townhomes project in Nasugbu – Landing Townhomes. The development features two-bedroom and three-bedroom townhouses at 55 sqm and 63 sqm respectively. RLC is now in the process of land development and will begin construction of the amenities and units within this quarter.

RLC is also an active player in the second-home residential market. In 2010, RLC entered a joint venture with VJ Properties to develop a 5.7 hectare property in Tagaytay. This development, known as Anya Resort and Residences, offers 54 open lots integrated to a first-class resort. The residential development is nearing completion, and preparations are underway for the development of the resort phase of the project.

#### Top Five Performance Indicators – Sugar Related Businesses

As maybe concluded in the foregoing description of the business of the Group, the Company’s financial performance is determined to a large extent by the following key results:

- Raw sugar production – a principal determinant of consolidated revenues and computed as the gross amount of raw sugar output of CADPI and CACI as consolidated subsidiaries and pertains to production capacity, ability to source sugar canes and the efficiencies and productivity of manufacturing facilities.
- Refined sugar production – the most important determinant of revenues and computed as the gross volume of refined sugar produced by the CADPI refinery both as direct sales to industrial customers and traders or as tolling manufacturing service, limited by production capacity and by the ability of the Group to market its services to both types of customers.
- Raw sugar milling recovery – a measure of raw sugar production yield compared to unit of input and is computed as the fraction of raw sugar produced (in Lkg bags) from each ton of sugar cane milled (Lkg/TC).
- Earnings before interest, taxes, depreciation and amortization (EBITDA) – the measure for cash income from operation and computed as the difference between revenues and cost of sales and operating and other expenses, but excluding finance charges from loans, income taxes and adding back allowances for depreciation and other non cash amortization.
- Return on Equity – denotes the capability of the Group to generate returns on the shareholders’ fund computed as a percentage of net income to total equity.

The table below, presenting the top five performance indicators of the Group in three (3) fiscal years, shows the financial and operating results:

<b>Performance Indicator</b>	<b>2011-2012</b>	<b>2010-2011</b>	<b>2009-2010</b>
Raw sugar production	6.491 M bags	6.109 M bags	6.947 M bags
Refined sugar production	2.258 M bags	2.137 M bags	3.324 M bags
Milling recovery	1.895 Lkg/TC	1.880 Lkg/TC	2.09 Lkg/TC

EBITDA	₱1.615 billion	₱793 million	₱1.011 billion
Return on equity	11%	-7%	5%

#### Top Five Performance Indicators – Property Group

As maybe concluded in the foregoing description of the business of Roxaco, the company's financial performance is determined to a large extent by the following key results:

- Realized gross profit (RGP) on sale of developed real estate (lots only). This is recognized in full when the collection of the total contract price reached 25%. At this stage, it is reasonably assured that the risks and rewards over the developed assets have been transferred to the lotbuyer.
- Number of lots sold. The lot sold and its terms of sale will determine when would be recognized and how much is the potential income to the Company.
- Collection efficiency on trade receivables. Income recognition is a factor of collection, plus the interest income component.
- Earnings before interest, taxes and depreciation - This is the measure of cash income from operations.
- Return on Equity – denotes the capability of the Company to generate returns for the shareholders.

The table below, presenting the top five performance indicators of Roxaco in three fiscal years, shows general improvement in the financial and operating results:

<b>Performance Indicator</b>	<b>2011-2012</b>	<b>2010-2011</b>	<b>2009-2010</b>
Realized gross profit on real estate sales	₱54.3 Million	₱25.0 Million	₱33.416 Million
Number of lots sold / reserved	85 lots residential / 127 memorial	194 lots	684 lots
Collection efficiency	99%	98%	95%
EBITDA	₱25.5 million	₱15.10 million	₱69.6 million
Return on equity	2.35%	1.95%	10.88%

#### Key Variable and Other Qualitative and Quantitative Factors

1) The company is not aware of any known trends, events, or uncertainties that will result in or that are reasonably likely to result in any material cash flow or liquidity problem.

2) The company is not aware of any events that will trigger direct or contingent financial obligation that is material to the Company, including any default or acceleration of an obligation.

3) The company is not aware of any material off-balance sheet transactions, arrangements, obligations (including contingent obligations), and other relationships of the Company with unconsolidated entities or other persons created during the reporting period.

4) Description of material commitments for capital expenditures.

The Sugar Group had an allocation of ₱91 million in capital expenditures for crop year 2011-2012 of which ₱67 million is for CADPI for the integrated mill and refinery operations, ₱22 million for CACI and ₱2 million for RBC.

For 2012-2013, the Property Group has projected development costs for existing projects in the amount of ₱17 million and additional ₱200 million as initial development costs for new projects.

In addition, RLC has projected ₱1.6 million regular capital expenditures which includes replacement of office equipment and transportation equipment.

5) The company is not aware of any known trend, events or uncertainties that will have material impact on sales.

6) The company is not aware of causes for any material changes from period to period in the financial statements.

#### **Plan of Operation – Sugar Group**

In line with the continuing efforts of the sugar operations, ensure continuing viability of its business and address the adverse effects of the volatility of the sugar and alcohol strategies, among others:

- Carrying out marketing programs to generate additional revenues from sales of alcohol , sugar and allied products and services
- Increasing mill share to minimize sourcing of raw sugar from third parties; and
- Implementing cost reduction program in its, such as but not limited to the reduction of personnel, fuel cost by reducing downtime, improving plant facilities to enable efficient plant utilization and maximizing the use of cheaper fuel alternatives, etc.

#### **Plan of Operation – Property Group**

Based on the property operation's continued growth and to ensure RLC's viability, management intends to push through with the following plans and projects:

- Continue development of Landing Townhomes units in the first quarter of 2013
- Continue development of Orchards Phase II in the first quarter of 2013
- Complete the Anya Residents' Pavilion and other amenities by the second quarter of 2013
- Continue expansion of the Anya Resort and Residences with the introduction of the Resort Phase
- Implement strategies and plans to cut development and sales costs and provide affordable

- products to the public
- Continue to explore the market for available and sustainable developments in the CALABARZON and Metro Manila Areas

## **CROP YEAR ENDING JUNE 30, 2011 VERSUS JUNE 30, 2010**

### **FULL FISCAL YEAR**

Considering the prevailing high prices of Sugar in the first three quarters of the fiscal year, consolidated Revenues reached ₱7.978 billion or 27% higher than the ₱6.289 billion realized in 2010. The Revenues is also 34% higher than the ₱5.933 billion recorded Revenues in 2009. The Sugar Group contributed 99% or ₱7.910 billion of the Consolidated Revenues while the Property Group accounted for about 1% or ₱0.068 billion.

The soaring prices of raw sugar and the increases in the hauling and energy costs also pushed up the consolidated Cost of Sales that amounted to ₱7.727 billion. The Cost of Sales also includes Impairment Losses of ₱326 million due to marking of Inventories to its market values. The total Cost of Sales is 44% higher than the ₱5.356 billion incurred in 2010 and 54% higher than the ₱5.024 billion reported in 2009. Consequently, Gross Profit Rate declined from 15% in 2010 and 2009 to 3% this year.

However, even if the Revenues jumped by 27%, the whole group was able to reduced the Operating Expenses by 10% from ₱742 million in 2010 to ₱671 million in 2011 due to the conscious effort to cut expenses and to postpone the hiring of replacements of employees who resigned during the year at the holding company level. The Operating Expenses during the year is even lower than the ₱684 million reported Operating Expenses in CY2009.

Interest Expenses however increased from ₱347 million in 2010 to ₱640 this year because the interest charges on the funds used in the expansion projects of the sugar group were already recorded as period costs. These costs were capitalized in the previous years. Interest expenses in 2009 was only at ₱147 million. Interest income during the year slightly decreased from ₱17.606 million in 2010 to ₱15.116 million in 2011. This was attributable to diminishing principal balances of installment contracts receivable of the real estate business. Interest income in 2009 stood at ₱26 million.

Equity in net earnings of associates increased by 24% from ₱145 million in 2010 to ₱180 million this year. This is due to higher income reported by the associate Hawaiian-Philippine Company. It was only at the level of ₱82 million in CY2009.

Other income decreased by 70% from ₱292 million in 2010 to ₱86 million in 2011 because the current number was only for the income generated from scrap sales while previous years carries scrap sales and insurance proceeds for the generator set that exploded in April 2009 which was received in 2010. The Other income however is higher than the ₱61 million reported in 2009.

Because of the abrupt reduction of the sugar prices particularly at the last quarter of the fiscal year, the high cost of sales, the impairment losses and the increase of Interest Expenses, consolidated net loss after tax amounted to ₱783 million from the ₱209 million income after tax as reported in the previous year. This translates to basic/diluted earnings per share of (₱0.18) compared to ₱0.03 earnings per share in 2010 and ₱0.001 loss in 2009.



## Financial Condition

Roxas and Company, Inc. and subsidiaries', (the Group) consolidated total assets reached ₱22.007 billion at the end of 2011 compared to ₱21.059 Billion in 2010. This translates to 4.5% increase mainly due to higher level of inventories in the Sugar business. The accumulation of inventories was brought about by the general slowdown of sugar withdrawals experienced during the second half of the year. Some institutional sugar users opted to use sugar substitutes and lower-priced sugar pre-mixes due to the prevailing high sugar prices in the local market. Total Assets is 18% higher than the CY 2009 level which was at ₱18.7 billion.

Current assets increased to ₱4.473 billion from ₱3.651 billion in 2010 due to higher values of sugar inventories as mentioned above. In addition, prepayments and other current assets went up from ₱269 million in 2010 to ₱380 million in 2011 due to creditable withholding taxes and input taxes on capital expenditures. These increases were partly offset by the decrease in receivables due to improved collection and implementation of new collection scheme for sugar customers.

Non-current assets increased to ₱17.5 Billion from ₱17.4 Billion resulting from increase in property, plant and equipment and investment in shares of stocks of associates. The former was due completion of capital expenditures while the latter was due to higher share in net income from HPCo. Equity in net earnings for the year amounted to ₱177 million compared to ₱132 million in 2010.

Current liabilities increased from ₱3.467 billion last year to ₱11.124 billion this year. This is largely due to the reclassification of the Long Term Liabilities to Current Liabilities due to the breach of the bank covenant by the Sugar group.. Because of the losses incurred by the sugar group, as of June 30, 2011, the Group did not meet the minimum Debt Service Coverage Ratio (DSCR) required under the long-term loan agreements with certain creditor banks, which constitutes an event of default on such loans. In view of this, the non-current portion of long-term borrowings amounting to ₱6.2 billion is presented as current liabilities as of June 30, 2011. Short term borrowings increased from ₱2.502 billion in 2010 to ₱3.286 billion in 2011. These loans were used to finance the sugar inventories.

Considering that the breach was brought about by the temporary market reversals and did not affect the ability of the companies to service their loans, appropriate waivers of the breach of the covenants were issued by creditor banks before the release of the audited financial statements.

Consequently, Long-term borrowing, net of current portion decreased from ₱6.125 Billion in 2010 to ₱0.027 Billion in 2011.

Accounts payable and accrued expenses went down from ₱717 million in 2010 to ₱610 million as of June 30, 2011. The decrease was attributable to payments of trade payables. Customers' deposits also went down from ₱150 million to ₱135 million due to application of customers' deposits to sales recognized in the period.

The decrease in net pension benefit obligation from ₱41 million to ₱2 million was due to payments during the period.

Total consolidated equity amounted to ₱9.806 billion, a decrease of ₱618 million or 6% from 2010 due to the consolidated net loss during the period.

Current ratio for this year decreased to 0.40:1.00 from 1.05:1.00 last fiscal year due to principally to the reclassification of the non-current portion of long-term borrowings to current liabilities. The Groups leverage position remained within the limits of existing loan covenants. Debt-to-equity ratio stood at 1.24:1.00 in 2011 from 1.02:1.00 in 2010. Unused working capital lines as of June 30, 2011 and 2010 from local banks amounted to ₱747 million and ₱2.814 billion, respectively. Book value per share decreased to ₱3.37 from ₱3.58 last year.

### **RESULT OF OPERATION FY 2009-2010 versus 2008-2009**

#### Results of Operations

Consolidated revenues reached ₱6.289 billion, 6% higher than ₱5,932 billion in 2009 and 3% higher than ₱6.129 billion in 2008. The Sugar Group contributed 99% or ₱6.202 billion of the Consolidated Revenues while the Property Group accounted for the 1% or ₱0.086 billion.

Cost of sales amounted to ₱5.355 billion. This is 7% higher than the ₱5,024 billion in 2009 and 8% higher than the ₱4.970 billion in 2008. Gross Profit therefore is ₱0.934 billion, 97% of which came from the Sugar Group while the balance was contributed by the Property Group.

Operating expenses increased by 8% from ₱683 million in 2009 to ₱742 million in 2010 in view of increased salaries, higher business and income taxes and group reorganization expenses (professional fees and listing fees).

Interest income decreased by 32% from ₱26 million in 2009 to ₱18 million in 2010. This was attributable to diminished principal balances of installment contracts receivable of the real estate business.

Equity in net earnings of associates increased by 75% from ₱82 million in 2009 to ₱144 million this year. The favorable financial results of the associate Hawaiian-Philippine Company in 2010 contributed to higher profit performance. This was coupled by the equity in net earnings of associates in property related businesses.

Interest expense jumped to ₱346 million from ₱147 million in 2009. This was brought about by the additional borrowings for working capital requirements and group reorganization expenses during the period.

Other income increased by 383% from ₱61 million in 2009 to ₱292 million in 2010 due to income generated from scrap sales and insurance recovery for the generator set that exploded in April 2009 amounting to ₱141 million.

Consolidated net income after tax amounted to ₱209 million or 268% better than the ₱59 million. This translates to basic/diluted earnings per share of ₱0.03 compared to (₱0.001) in 2009.

## PART IV – MANAGEMENT AND SECURITY HOLDERS

### 1. Incumbent Directors and Officers of the Issuer

**Pedro E. Roxas** is 56 years old and is a Filipino. Mr. Roxas is the Chairman of the Nomination, Election and Governance Committee and is a member of the Compensation Committee. He has been a Director of the Company since 18 October 1995. He is currently the Executive Chairman of the Board and the President and Chief Executive Officer of the Company. He is the Chairman of Roxas Holdings, Inc. and other subsidiaries of RHI, Hawaiian-Philippine Company, Club Punta Fuego and Roxaco Land Corporation. He is a Director of Brightnote Assets Corporation, PLDT, Meralco and BDO Private Bank. Mr. Roxas is the President of Philippine Sugar Millers Association, Inc., Fundacion Santiago and Roxas Foundation and he is a Trustee of the Philippine Business for Social Progress. Mr. Roxas was educated at Portsmouth Abbey School, USA and at the University of Notre Dame, USA where he obtained his degree in Business Administration. Mr. Roxas is married to Regina Tambunting and they have three (3) children.

**Antonio J. Roxas** is 70 years old and is a Filipino. Mr. Roxas is a member of the Nomination, Election and Governance Committee. He has been a Director of the Company since 18 October 1995. Mr. Antonio J. Roxas is also the Chairman Emeritus of Roxas Holdings, Inc., and a director of Central Azucarera Don Pedro, Inc. Mr. Roxas was educated at the University of Notre Dame in Indiana, USA where he obtained his diploma in Bachelor of Science in Commerce and was trained at the Standard Chartered Bank of London, the Shell Company in Paris and the Olavarria & Co. and Lowry & Co., Inc. of New York, USA.

**Ramon Y. Dimacali** is 64 years old and is a Filipino. Mr. Dimacali is the Chairman of the Audit and Risk Committee and a member of the Compensation Committee and the Nomination, Election and Governance Committee. He has been a member of the Board of Directors since 20 November 2002. Mr. Dimacali is the President and CEO of Federal Phoenix Assurance Company Inc. and Chairman of Asia Pacific College. He holds key positions in Manchester Ltd. (Interphil Laboratory), IBM Philippines Retirement Board, International Fellowship Program (Ford Foundation), Larger Than Life, Inc., and Manila Polo Club. He was formerly the President and CEO of IBM Philippines, Inc. Mr. Dimacali was educated at the University of the Philippines where he earned his BS Civil Engineering and his Master in Business Administration. Mr. Dimacali is an independent director of the Company and he has possessed all the qualifications and none of the disqualifications of a director since he was first nominated and elected as a director of the Company.

**Carlos R. Elizalde** is 44 years old and is a Filipino. He has been a member of the Board of Directors since 20 November 2002. Mr. Elizalde is the President of ELRO Commercial and Industrial Corp. and ELRO Land Corp., Vice-President of ELRO Trading Corp. and Bais Multifarms, Inc. He is director of SPCI Holdings, Inc., Central Azucarera de la Carlota, Inc., Association Agricola de Bais y Tanjay and BATAMA Marketing Cooperative. Mr. Elizalde was educated at the College of Vermont in Burlington Vermont, USA with a degree in Bachelor of Science in Agricultural Economics.

**Beatriz O. Roxas** is 59 years old and is a Spanish citizen. She was elected to the Board of Directors on 25 June 2009. Ms. Roxas is presently a director of Roxas Holdings, Inc. and Roxas Foundation, Inc.

**Francisco Jose R. Elizalde** is 46 years old and is a Filipino. He was elected as member of the Board of Directors on 25 June 2009. Mr. Elizalde is the Managing Director of ELRO Corporation and Vice President of its Consumer Goods Business Unit. He is a Director in SPCI Holdings, Inc., ELRO Trading Corporation, ELRO Land, Inc., Bais Multi Farms, Inc., Twenty Four Hours Vendo Machine Corporation, Roxaco Land Corporation, Club Punta Fuego, Inc., and Mutual Fund Management Company of the Philippines, Inc. Mr. Elizalde was educated at Portsmouth Abbey School, USA and at the University of Vermont, USA where he obtained a degree in Bachelor of Science.

**Eduardo R. Areilza** is 35 years old, married, and a Spanish citizen. He was elected as a member of the Board of Directors on 25 June 2009. Mr. Areilza obtained his degree in Business Administration in 1999 from the University of CUNEF Madrid, Spain. He is Head of Corporate Development of Bankia, Spain's largest domestic bank.

**Guillermo D. Luchangco** is 73 years old and is a Filipino. Mr. Luchangco is the Chairman of the Compensation Committee of RCI. He is the Chairman and Chief Executive Officer of the ICCP Group of Companies which includes: Investment & Capital Corporation of the Philippines, Pueblo de Oro Development Corporation, Regatta Properties, Inc., ICCP Venture Partners, Inc., Science Park of the Philippines, Inc., Cebu Light Industrial Park, Inc., RFM-Science Park of the Philippines, Inc., and ICCP Land Management, Inc.; Chairman and President of Beacon Property Ventures, Inc.; Chairman of Manila Exposition Complex, Inc. He is a Director of Globe Telecom, Inc., Phinma Corp., Phinma Property Holdings Corp., Ionics, Inc., Ionics EMS, Inc., Ionics EMS, Ltd., Ionics Properties, Inc. and Remec Broadband Wireless, Inc. Mr. Luchangco is an independent director of the Company and he possesses all the qualifications and none of the disqualifications of an independent director since he was first nominated and elected to the Board of Directors on 18 November 2009.

**Renato C. Valencia** is 70 years old and is a Filipino. He was elected as a member of the Board of Directors on 07 October 2010. A former Director of RCI prior to its merger with CADP Group Corporation, he is presently the President & CEO of Roxas Holdings, Inc., Director of Metropolitan Bank & Trust Company, Member of the Phil. Coca-Cola System Council, Chairman of i-People, Inc., Director of Anglo-Philippine Holdings Corporation, Board Adviser of Philippine Veterans Bank, Chairman of Hypercash Payment Systems, Inc., Chairman of Bastion Payment Systems, Inc. and Vice-Chairman of Asia Pacific Network Holdings, Inc.

The directors hold office for a term of one (1) year until their successors are elected and qualified.

#### Corporate Officers

**Armando B. Escobar** is 52 years old and is a Filipino. He is the Vice President - Chief Finance Officer, Treasurer & Risk Management Officer of the company. He was formerly the Group President and Chief Operating Officer of Moldex Group of Companies and Vitarich Corporation. He was formerly Senior Vice President and Chief Operating & Special Accounts Management Group Head of Philippine Bank of Communications, Director of Bancnet, Inc. Mr. Escobar obtained his Bachelor of Science in Business Management in Ateneo de Manila University, MBA units in University of the Philippines, Executive Business Program in Harvard Business School and Post-Graduate course in Strategic Business Economics Program in University of Asia and Pacific.

**Peter D. A. Barot** is 50 years old and is a Filipino. He is the Corporate Secretary of the Company. He obtained his Bachelor of Arts (Economics) and Bachelor of Laws from the University of the Philippines, and his Master of Laws from the University of Chicago. He is a Partner at the Picazo Buyco Tan Fider & Santos Law Offices.

**Alejandro S. Casabar** is 32 years old and is a Filipino. He is the Assistant Corporate Secretary and Compliance Officer of the Company. He is also the Legal Services Manager of Roxaco Land Corporation, the real property arm of the Company. He obtained his Bachelor of Laws degree from San Beda College and his Bachelor of Arts degree from the University of the Philippines – College Baguio.

d) Significant Employees

While the Company is not highly dependent on the services of an employee who is not an Executive Officer, the Company values its human resources and expects them to do their share in achieving its objectives.

e) Family Relationships

Messrs. Pedro E. Roxas, Antonio J. Roxas, Beatriz O. Roxas, Carlos R. Elizalde, and Francisco Jose R. Elizalde are related to each other within the fourth degree of consanguinity.

Mr. Eduardo R. Areilza is the nephew of siblings Mr. Pedro E. Roxas and Ms. Beatriz O. Roxas. Messrs. Francisco Jose R. Elizalde and Carlos R. Elizalde, who are brothers, are nephews of Mr. Antonio J. Roxas.

f) Legal Proceedings

The Company is not aware, and none of the directors/independent directors, officers and persons nominated for election as director/independent director has informed the Company, of their involvement in any material pending legal proceedings in any court or administrative government agency, or of any of the following events:

- (a) any bankruptcy petition filed by or against any business of which a director/independent director, officer or person nominated for election as director/independent director was a general partner or executive officer either at the time of bankruptcy or within two years prior to that time;
- (b) any conviction by final judgment in a criminal proceeding, domestic or foreign;
- (c) any order, judgment or decree, not subsequently reversed, suspended or vacated, of any court of competent jurisdiction, domestic or foreign, permanently or temporarily enjoining, barring, suspending or otherwise limiting the involvement of any director/independent director, officer or persons nominated for election as director/independent director in any type of business, securities, commodities or banking activities; and
- (d) any final finding by a domestic or foreign court, the Securities and Exchange Commission or comparable foreign body, or any quasi-judicial or regulatory body, that any director /

independent director, officer or any person nominated for election as director / independent director, has violated a securities or commodities law or regulation.

## 2. Executive Compensation

### COMPENSATION OF DIRECTORS AND EXECUTIVE OFFICERS

a) Section 7 of Art. 3 of the Amended By-Laws of the Company provides that the members of the Board of Directors and the Executive Committee shall be given a per diem for every meeting attended in such amount as may be determined by the Board of Directors but in no case shall said remuneration exceed two (2%) of the net income of the Company before tax. Presently, the members of the Board of Directors receive a per diem of ₱10,000 for every meeting attended. A director of the Company who attends all regular quarterly meetings receives a total of ₱40,000.00 annually. Each of the members of the three committees--(i) Audit and Risk; (ii) Nomination, Election and Governance; and (iii) Compensation--also receive a per diem of ₱10,000.00 per meeting. No warrants and options have been granted to the directors and officers within the past three (3) years.

b) Compensation of Executive Officers

	Name and Principal Position	Year	Salary	Bonus	Other Annual Compensation*
		<b>2009-10</b>			
	Pedro E. Roxas - Executive Chairman				₱30,000
A	Francisco F. Del Rosario, Jr. - President & CEO <sup>6</sup>				
B	Santiago R. Elizalde – Treasurer				
C	Sindulfo L Sumagang – VP and Chief Finance Officer <sup>7</sup>				
D	Fritzie P. Tangkia-Fabricante – AVP for Legal Affairs / Compliance Officer				
E	CEO and Top Four Executives		₱5,705,727	₱82,500	
F	All officers & directors as group unnamed		₱5,705,727	₱82,500	₱340,000
		<b>2010-11<sup>8</sup></b>			
A	Pedro E. Roxas – Executive Chairman, President and CEO <sup>9</sup>				₱60,000

<sup>6</sup>Mr. Del Rosario, Jr. resigned from the Company effective 31 August 2010.

<sup>7</sup>Mr. Sumagang was appointed as VP and CFO effective 25 January 2010.

<sup>8</sup>Effective 30 March 2011, the Company's fiscal year starts on 01 October of each year and ends on 30 September of the following year.

<sup>9</sup>With the resignation of Mr. Francisco F. Del Rosario, Jr., Mr. Pedro E. Roxas was designated as Acting President and Chief Executive Officer on 07 October 2010 and was subsequently elected as President and CEO on 17 November 2010.

	<b>Name and Principal Position</b>	<b>Year</b>	<b>Salary</b>	<b>Bonus</b>	<b>Other Annual Compensation*</b>
B	Sindulfo L Sumagang – VP, CFO and Risk Management Officer, Treasurer				
C	Fritzie P. Tangkia-Fabricante – AVP for Legal Affairs / Compliance Officer				
D	CEO and Top Four Executives		₱3,108,531	₱82,500	
E	All officers & directors as group unnamed		₱3,108,531	₱82,500	₱510,000
		2011-12			
A	Pedro E. Roxas – Executive Chairman, President and CEO <sup>10</sup>				P50,000
B	Armando B. Escobar – VP, CFO and Risk Management Officer, Treasurer <sup>5</sup> <sup>11</sup>				
C	Fritzie P. Tangkia-Fabricante – AVP for Legal Affairs / Compliance Officer <sup>12</sup>				
D	CEO and Top Four Executives		P2,775,038		P50,000
E	All officers & directors as group unnamed		P2,775,038		P590,000

\* Director's fees.

There are no employment contracts executed by the Company with the above-named executive officers. Neither is there any other arrangement or compensatory plan between the Company and the above-named executive officers.

c) Estimated Compensation and Bonus for FY 2012-2013

The estimated compensation and bonus of the directors and present officers of the Company for fiscal year 2012-2013 are as follows:

		<b>Salary</b>	<b>Bonus</b>	<b>Other Annual Compensation</b>
A	Pedro E. Roxas – Executive Chairman, President & CEO			₱40,000
B	Sindulfo L. Sumagang – VP/CFO, Treasurer			
C	Alezandro S. Casabar – Legal Services Manager / Compliance Officer			

<sup>10</sup> With the resignation of Mr. Francisco F. Del Rosario, Jr., Mr. Pedro E. Roxas was designated as Acting President and Chief Executive Officer on 07 October 2010 and was subsequently elected as President and CEO on 17 November 2010

<sup>11</sup> Mr. Sumagang resigned effective April 15, 2012. Mr. Armando Escobar was appointed VP-CFO effective May 2, 2012.

<sup>12</sup> Atty. Fritzie Fabricante resigned effective February 6, 2012.

CEO AND top 4 executives	₱ 3,445,000	₱265,000	440,000
All Officers and directors as group	₱ 3,445,000	₱265,000	₱480,000

The fiscal year of the Company begins on 01 October of every year and ends on 30 September of the following year.

### 3. Security Ownership of Certain Record and Beneficial Owners and Management

(a) Security ownership of certain record and beneficial owners of more than 5% of the Company's securities, both listed and not listed, as of 29 November 2012:

<i>Title of Class</i>	<i>Name and Address of Owner/Relationship with Issuer</i>	<i>Name of Beneficial Ownership and Relationship with Record Owner</i>	<i>Citizenship</i>	<i>Number and Nature of Ownership</i>	<i>Percent of Class<sup>13</sup></i>
Common	Antonio J. Roxas 7/F CG Building 101 Aguirre Street, Legaspi Village, Makati City Director	Antonio J. Roxas	Filipino	643,945,909 (direct)	22.11%
Common	SPCI Holdings, Inc. Unit 1701, The Peak Tower 107 Leviste St., Salcedo Village, Makati City	SPCI Holdings, Inc. <sup>14</sup>	Philippine National	642,779,593 (direct)	22.07%
Common	Pedro E. Roxas 7/F CG Bldg., 101 Aguirre St., Legaspi Village, Makati City Executive Chairman President & CEO	Pedro E. Roxas/ Pesan Holdings, Inc.	Filipino/ Philippine National	534,648,169 (direct & indirect)	18.36%
Common	HSBC OBO Manila A/C	HSBC <sup>15</sup>	Other	273,124,090	9.38%

<sup>13</sup> The percentages of shareholding were arrived at by dividing the number of shares owned, directly and indirectly, by the shareholders over 2,911,885,870 common shares, the total outstanding shares as of 30 November 2011.

<sup>14</sup> Messrs. Francisco Jose R. Elizalde and Carlos R. Elizalde, directors of the Company, each owns 24.99% of the total outstanding shares of SPCI Holdings, Inc. (SPCI). Collectively, the Board of Directors of SPCI consisting of its 6 shareholders has the power to decide on how the shareholdings of SPCI in the Company shall be voted.



<i>Title of Class</i>	<i>Name and Address of Owner/Relationship with Issuer</i>	<i>Name of Beneficial Ownership and Relationship with Record Owner</i>	<i>Citizenship</i>	<i>Number and Nature of Ownership</i>	<i>Percent of Class<sup>13</sup></i>
	000-262931-575 12/F, The Enterprise Center Tower I, 6766 Ayala Avenue Makati City		Alien	(direct)	
Common	Pilar Olgado Roxas Unit 3201 Regent Parkway Condominium, 21 <sup>st</sup> Drive, Bonifacio Global City, Taguig	Pilar Olgado Roxas	Filipino	262,706,512 (direct)	9.02%
Common	Marta O. Roxas Dela Rica c/o 7F CG Bldg., 101 Aguirre St., Legaspi Village, Makati City	Marta Olgado Roxas Dela Rica	Spanish	258,180,365 (direct)	8.87%
Common	Beatriz Olgado Roxas Unit 3201 Regent Parkway Condominium, 21 <sup>st</sup> Drive, Bonifacio Global City, Taguig Director	Beatriz Olgado Roxas	Spanish	257,579,335 (direct)	8.85%
<b>TOTAL</b>				<b>2,614,783,608</b>	<b>89.80%</b>

Except as stated above and in the related footnotes, the Board of Directors and the Management of the Company have no knowledge of any person who, as of 30 November 2011, was directly or indirectly the beneficial owner of, or who has voting power or investment power with respect to, shares comprising more than five percent (5%) of the Company's outstanding common stock.

(2) Security Ownership of Management as of 29 November 2012.

---

<sup>15</sup> The Company has no official information as to who is/are the beneficial owner/s of the shares in the name of HSBC OBO Manila.

The following table sets forth the number of shares, listed and not listed, owned of record and/or beneficially owned by the directors, independent directors, the Chief Executive Officer and the key officers of the Company, and the percentage of shareholdings of each as of 29 November 2012:

<i>Title of Class</i>	<i>Name of Beneficial Owner</i>	<i>Citizenship</i>	<i>Number and Nature Of Ownership</i>	<i>Percent of Class</i>
Common	Pedro E. Roxas Executive Chairman President / CEO	Filipino	534,648,169 (direct & indirect)	18.36 %
Common	Antonio J. Roxas Director	Filipino	643,945,909 (direct)	22.11%
Common	Beatriz O. Roxas Director	Spanish	257,579,335 (direct)	8.85%
Common	Carlos Antonio R. Elizalde <sup>16</sup> Director	Filipino	1,200,320 (direct)	0.04%
Common	Francisco Jose R. Elizalde <sup>17</sup> Director	Filipino	1,203,013 (direct)	0.04%
Common	Ramon Y. Dimacali Independent Director	Filipino	1,000 (direct)	0.00%
Common	Guillermo D. Luchangco Independent Director	Filipino	1,000 (direct)	0.00%
Common	Eduardo R. Areilza Director	Spanish	1,000 (direct)	0.00%
Common	Renato C. Valencia Director	Filipino	1,000 (direct)	0.00%

<sup>16</sup> Messrs. Carlos R. Elizalde and Francisco Jose R. Elizalde each owns 24.99% of the total outstanding shares of SPCI Holdings, Inc. (SPCI). SPCI, in turn, owns 642,779,593 or 22.07% of the Company's shares.

<sup>17</sup> Please see footnote no. 4.

Common	Armando B. Escobar Vice-President / Chief Finance and Risk Management Officer/Treasurer	Filipino	0	0.00%
Common	Peter D. A. Barot Corporate Secretary	Filipino	0	0.00%
Common	Alezandro S. Casabar Asst. Corp. Secretary	Filipino	0	0.00%
<b>Common</b>	<b>Directors and Officers As a Group</b>		<b>1,438,580,746</b>	<b>49.40%</b>

(3) Voting Trust Holders of 5% or More.

The Company is not aware of any voting trust or similar arrangement among persons holding more than 5% of the shares.

e) Change in Control

There has been no change in control since the beginning of the last fiscal year. The Company is also not aware of the existence of any change in control agreements.

## PART V - CORPORATE GOVERNANCE

The Board approved the Company's Revised Manual on Corporate Governance on 08 December 2009 in conformity with Memorandum Circular No. 6, Series of 2009 issued by the Securities and Exchange Commission. Since the effectivity of the Company's original Manual on Corporate Governance on 01 January 2003, the Company has complied with the principles contained in the Manual, both the original and the revised, insofar as they may be relevant to the Company's business. The Company likewise established an evaluation system to measure or determine the level of compliance of its Board of Directors and top-level management with the Manual. The evaluation system basically consists of determining the Company's compliance with certain best practices act such as the observance of the basic rights of shareholders, equitable treatment of shareholders, recognizing the shareholders' role in corporate governance, timely disclosure and transparency and Board responsibility. Measures are also being undertaken by the Company to ensure full compliance with the leading practices it has adopted in

the Manual such as the constitution of the Audit & Risk Committee, Compensation Committee, and Governance, Nomination and Election Committee, the election of the required number of independent directors to its Board of Directors, the amendment of Section 2 of Article II of its By-Laws dealing on the qualifications and disqualifications of its directors in order to adopt the provisions of the Manual which deal on the qualifications and disqualifications of directors. The Company has not deviated from or violated the provisions of the Manual. The Company undertakes to improve its corporate governance practices as may be required by law or the exigency of the business.

## PART VI - EXHIBITS AND SCHEDULES

Exhibits and Reports on SEC Form 17-C.

(a) Exhibits

Certified Consolidated Financial Statements for 2011-2012

(b) Reports on SEC Form 17-C.

1. In a report dated 22 February 2012, the Company disclosed that the shareholders of RCI, in the Annual Stockholders' Meeting, elected the following persons to the Board of Directors of the Company for the fiscal year 2011-2012:

Antonio J. Roxas  
 Pedro E. Roxas  
 Beatriz O. Roxas  
 Francisco Jose R. Elizalde  
 Carlos Antonio R. Elizalde  
 Eduardo R. Areilza  
 Renato C. Valencia  
 Ramon Y. Dimacali – Independent Director  
 Guillermo D. Luchangco – Independent Director

The auditing firm of Sycip Gorres Velayo & Co. was also elected as the external auditor of the Company for the fiscal year 2011-2012.

Immediately after the stockholders' meeting, the newly-elected members of the Board of Directors held an organizational meeting where the following officers were elected:

Pedro E. Roxas	-	Executive Chairman/President & CEO
Sindulfo L. Sumagang	-	Treasurer
Atty. Peter D. Barot	-	Corporate Secretary
Atty. Florencio M. Mamauag, Jr. -	-	Assistant Corporate Secretary Compliance Officer Corporate Information Officer
Celeste Jovenir	-	Alternate Corporate Information Officer

The following Directors were elected to the Audit, Compensation and Nomination Committees:

Audit & Risk Committee

Ramon Y. Dimacali	-	Chairman (Independent Director)
Eduardo R. Areilza	-	Member
Francisco Jose R. Elizalde	-	Member

Compensation Committee

Guillermo D. Luchangco	-	Chairman (Independent Director)
Ramon Y. Dimacali	-	Member (Independent Director)
Pedro E. Roxas	-	Member

Nomination Committee

Pedro E. Roxas	-	Chairman
Antonio J. Roxas	-	Member
Ramon Y. Dimacali	-	Member (Independent Director)

2. In a report dated 16 March 2012, the Company disclosed that Mr. Sindulfo L. Sumagang resigned as Vice President and CFO/Treasurer of the Company.

3. In a report dated 08 May 2012, the Company disclosed that the Board of Directors held its regular meeting on the same day and approved the consolidated financial reports of the Company for the quarter ending 31 March 2012.

The Company also disclosed that the Board of Directors approved the appointment of Mr. Armando B. Escobar as Vice President Finance and Treasurer and Risk Management Officer. The Board also approved the appointment of Atty. Alejandro S. Casabar as assistant Corporate Secretary, Compliance Officer, and Corporate Information Officer.

4. In a report dated 13 August 2012, the Company disclosed that the Board of Directors held its regular meeting on the same day and approved the consolidated financial reports of the Company for the period ending 30 June 2012.

5. In a report dated 05 October 2012, the Company disclosed that pursuant to SEC Memorandum Circular No. 4, it has an Audit Charter and has adopted a plan to comply with the guidelines of the said Memorandum Circular. The original report was signed only by Atty. Alejandro S. Casabar, the Compliance Officer.

5. In a report dated 22 October 2012, the Company disclosed that the Department of Agrarian Reform ("DAR") published the Notice of Coverage in the Philippine Star over the Company's properties aggregating 2,514.7586 hectares.

6. In a report dated 19 November 2012, the Company disclosed that its Board of Directors held a special meeting to authorize the Company to explore possible availment of the Voluntary Offer to Sell program of the government of the following properties: (a) 451.0159 hectares in Hacienda

Palico; (b) 346.0730 and 562.7206 hectares in Hacienda Banilad; and (c) 198.6373 hectares in Hacienda Caylaway.

The Company also disclosed that the Board of Directors authorized the Company's President, Mr. Pedro E. Roxas, to do the following acts on behalf of the Company: (a) Voluntarily Offer to Sell the designated properties to the government through the DAR; (b) apply for exemption and exclusion of the Company's properties in Nasugbu, Batangas from the CARP; (c) apply with the DAR for the conversion of some agricultural lands of the Company into industrial, commercial, or residential areas; and (d) sign and execute any and all documents to carry out the foregoing authorities.

7. On 28 November 2012, the Company received a letter from the SEC-Corporate Finance Department requiring it to submit the Audit and Risk Committee's self assessment report and completing its report dated 05 October 2012 by having the Audit & Risk Committee Chairman attest the said report.

8. In a letter dated 01 December 2012, the Company explained to the SEC that the Company's external auditor is still auditing its books for FY 2011-2012. Due to this circumstance, the Audit & Risk Committee cannot, as yet, issue an accurate and unbiased self assessment.

In compliance with the SEC directive, the Company also submitted its Form 17-C for October 2012 signed by Mr. Ramon Y. Dimacali, the Audit & Risk Committee Chairman.

9. In a report dated 21 December 2012, the Company disclosed that its Board of Directors held its regular meeting on the same day and approved the following material resolutions: (a) approval of the Audited Financial Statements as of and ending on 30 September 2012; (b) setting 27 February 2013 as the date of the annual stockholders' meeting; and (c) fixing 10 January 2013 as the record date for stockholders entitled to notice of and to vote at the annual stockholders' meeting.



**A N N E X “A”**  
**A U D I T C O M M I T T E E R E P O R T**


## Audit and Risk Committee Report

January 2013

The Board of Directors  
Roxas and Company, Inc.

Further to our compliance with applicable corporate governance laws and rules, we confirmed for the periods from 01 October 2011 to 30 September 2012 that:

- The Chairman of the Audit and Risk Committee is an independent director as determined by the Board of Directors;
- We had four (4) regular meetings during the said period;
- We have reviewed and approved the revised Audit Committee Charter which was subsequently endorsed to and adopted by the Board of Directors;
- We have discussed with RCI's internal audit group and SGV & Co., RCI's external auditor, the overall scope and plans for their respective audits, and the results of examinations, their evaluations of the internal controls and the overall quality of the financial reporting of Roxas and Company, Inc. and its subsidiaries (the Roxas Group);
- We have reviewed and approved all audit and non-audit services provided by SGV & Co. to the Roxas Group, and the related fees for such services, and concluded that the non-audit fees are not significant to impair their independence;
- We have discussed with SGV & Co. the matters required to be discussed by the prevailing applicable Auditing Standards, and we have received written disclosures and the letter from SGV & Co. as required by the prevailing applicable Independence Standards (Statements as to Independence) and have discussed with SGV & Co. its independence from the Roxas Group and Roxas Group's management;
- In the performance of our oversight responsibilities, we have reviewed and discussed the audited financial statements of the Roxas Group as of and for the year ended 30 September 2012 with the Roxas Group's management, which has the primary responsibility for the financial statements, and with SGV & Co., the Roxas Group's independent auditor, who is responsible for expressing an opinion on the conformity of the Roxas Group's audited financial statements with Philippine Financial Reporting Standards (PFRS);
- Based on the reviews and discussions referred to above, in reliance on the Roxas Group's management and SGV & Co. and subject to the limitations of our role, we recommended to the Board of Directors and the Board has approved, the inclusion of the Roxas Group's audited financial statements as of and for the year ended 30 September 2012 in the Roxas Group's Annual Report to the Stockholders and to the Philippines Securities and Exchange Commission (SEC) on Forms 17-A; and
- Based on a review of SGV & Co.'s performance and qualifications, including consideration of management's recommendation, we approved the appointment of SGV & Co. as the Roxas Group's independent auditor.

  
RAMON Y. DIMACALI  
Chairman

(out of the country)  
FRANCISCO JOSE R. ELIZALDE  
Member

(out of the country)  
EDUARDO R. AREILZA  
Member





## **A N N E X “B”**

**Statement of Management’s Responsibility for Consolidated Financial Statements**  
**Report of Independent Auditors**  
**Consolidated Balance Sheets**  
**Consolidated Statements of Income**  
**Consolidated Statements of Comprehensive Income**  
**Consolidated Statements of Changes in Equity**  
**Consolidated Statements of Cash Flows**  
**Notes to Consolidated Financial Statements**



# Roxas & Company, Inc.

## STATEMENT OF MANAGEMENT'S RESPONSIBILITY FOR FINANCIAL STATEMENTS


The management of Roxas and Company, Inc. is responsible for the preparation and fair presentation of the financial statements for the fiscal years ended September 30, 2012 and June 30, 2011 and for the three months ended September 30, 2011, including the additional components attached therein, in accordance with Philippine Financial Reporting Standards. This responsibility includes designing and implementing internal controls relevant to the preparation and fair presentation of financial statements that are free from material misstatement, whether due to fraud or error, selecting and applying appropriate accounting policies and making accounting estimates which are reasonable in the circumstances.

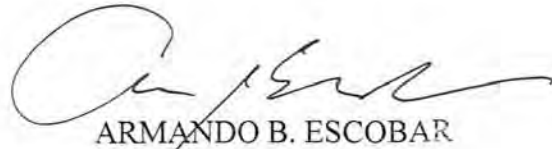
The Board of Directors reviews and approves the financial statements and submits the same to the stockholders.

SGV and Co., the independent auditors, appointed by the stockholders, has examined the parent company financial statements of the company in accordance with the Philippine Standards on Auditing, and in its report to the stockholders has expressed its opinion on the fairness of presentation upon completion of the examination.

Issued in Makati on January 17, 2013.

Signed under oath by the following:


  
PEDRO E. ROXAS  
Chairman/President and CEO

  
ARMANDO B. ESCOBAR  
VP - CFO

SUBSCRIBED AND SWORN to before me this 17th day of January 2013, affiants exhibited to me their respective Community Tax Certificates and government issued IDs, as follows:

	CTC Number	Date Issued	Place Issued	Govt ID
Pedro E. Roxas	07065433	Feb. 28, 2012	Makati City	Passport # EB0094507 Exp 4/12/15
Armando B. Escobar	23559875	Mar. 5, 2012	Marikina City	SSS ID 03-6432908-7

Doc. No. 242 ;  
Page No. 56 ;  
Book No. - V ;  
Series of 2013.

  
JOSEPH P. GUEVARRA  
Appointment No. M-135  
Notary Public - Makati City  
Until 31 December 2013  
7/F Cacho Gonzales Building  
101 Aguirre Street, Legaspi Village, Makati City  
IBP No. 874330 / 10 January 2012 / Makati City  
IBP No. 874330 / 22 December 2011 / Makati City  
Roll No. 52501



**Roxas and Company, Inc.  
and Subsidiaries**

Consolidated Financial Statements  
As at September 30, 2012 and 2011 and June 30, 2011  
and for the Years Ended September 30, 2012  
and June 30, 2011 and 2010 and the Three Months Ended  
September 30, 2011

and

Independent Auditors' Report

SyCip Gorres Velayo & Co.

**SGV&Co**  
**ERNST & YOUNG**



SyCip Gorres Velayo & Co.  
6760 Ayala Avenue  
1226 Makati City  
Philippines  
Phone: (632) 891 0307  
Fax: (632) 819 0872  
www.sgv.com.ph

BOA/PRC Reg. No. 0001,  
January 25, 2010, valid until December 31, 2012  
SEC Accreditation No. 0012-FR-2 (Group A),  
February 4, 2010, valid until February 3, 2013

## INDEPENDENT AUDITORS' REPORT

The Stockholders and the Board of Directors  
Roxas and Company, Inc.

We have audited the accompanying consolidated financial statements of Roxas and Company, Inc. and subsidiaries, which comprise the consolidated balance sheets as at September 30, 2012 and 2011 and June 30, 2011, and the consolidated statements of income, statements of comprehensive income, statements of changes in equity and statements of cash flows for the years ended September 30, 2012 and June 30, 2011 and 2010 and the three months ended September 30, 2011, and a summary of significant accounting policies and other explanatory information.

### *Management's Responsibility for the Consolidated Financial Statements*

Management is responsible for the preparation and fair presentation of these consolidated financial statements in accordance with Philippine Financial Reporting Standards, and for such internal control as management determines is necessary to enable the preparation of consolidated financial statements that are free from material misstatement, whether due to fraud or error.

### *Auditors' Responsibility*

Our responsibility is to express an opinion on these consolidated financial statements based on our audits. We conducted our audits in accordance with Philippine Standards on Auditing. Those standards require that we comply with ethical requirements and plan and perform the audit to obtain reasonable assurance about whether the consolidated financial statements are free from material misstatement.

An audit involves performing procedures to obtain audit evidence about the amounts and disclosures in the consolidated financial statements. The procedures selected depend on the auditors' judgment, including the assessment of the risks of material misstatement of the consolidated financial statements, whether due to fraud or error. In making those risk assessments, the auditor considers internal control relevant to the entity's preparation and fair presentation of the consolidated financial statements in order to design audit procedures that are appropriate in the circumstances, but not for the purpose of expressing an opinion on the effectiveness of the entity's internal control. An audit also includes evaluating the appropriateness of accounting policies used and the reasonableness of accounting estimates made by management, as well as evaluating the overall presentation of the consolidated financial statements.



We believe that the audit evidence we have obtained and the report of the other auditors on the 2010 financial statements of Hawaiian Philippine Company (HPCo) are sufficient and appropriate to provide a basis for our audit opinion.

***Opinion***

In our opinion, based on our audits and the report of the other auditors on the 2010 financial statements of HPCo, the consolidated financial statements present fairly, in all material respects, the financial position of Roxas and Company, Inc. and its subsidiaries as at September 30, 2012 and 2011 and June 30, 2011, and their financial performance and their cash flows for the years ended September 30, 2012 and June 30, 2011 and 2010 and the three months ended September 30, 2011 in accordance with Philippine Financial Reporting Standards.

SYCIP GORRES VELAYO & CO.

  
Aileen L. Saringan

Partner

CPA Certificate No. 72557

SEC Accreditation No. 0096-AR-2 (Group A),

March 18, 2010, valid until March 17, 2013

Tax Identification No. 102-089-397

BIR Accreditation No. 08-001998-58-2012,

April 11, 2012, valid until April 10, 2015

PTR No. 3174828, January 2, 2012, Makati City

December 17, 2012



**ROXAS AND COMPANY, INC.  
AND SUBSIDIARIES**

**CONSOLIDATED BALANCE SHEETS  
SEPTEMBER 30, 2012 AND 2011 AND JUNE 30, 2011  
(Amounts in Thousands)**

	<b>September 30</b>	June 30,	
	2011	2011	
	(As restated, Note 2)	(As restated, Note 2)	
	<b>2012</b>		
<b>ASSETS</b>			
<b>Current Assets</b>			
Cash and cash equivalents (Note 4)	<b>₱199,168</b>	₱359,182	₱403,279
Receivables (Notes 5 and 16)	<b>888,880</b>	629,060	724,180
Inventories (Note 6)	<b>779,336</b>	1,639,077	2,637,110
Real estate for sale and development - at cost (Notes 7 and 15)	<b>340,533</b>	328,481	329,351
Prepayments and other current assets (Note 8)	<b>479,051</b>	382,037	379,576
<b>Total Current Assets</b>	<b>2,686,968</b>	3,337,837	4,473,496
<b>Noncurrent Assets</b>			
Installment contract receivables - net of current portion (Note 5)	<b>11,951</b>	16,880	24,707
Property, plant and equipment (Notes 11 and 15):			
At cost	<b>8,383,221</b>	8,951,462	9,140,544
At appraised values	<b>2,774,420</b>	2,544,233	2,714,624
Investment properties (Notes 10, 15 and 18)	<b>4,811,086</b>	4,806,110	4,635,719
Investment in shares of stock of associates (Note 9)	<b>712,540</b>	830,889	848,871
Net pension plan assets (Note 17)	<b>132,007</b>	132,249	136,060
Deferred income tax assets - net (Note 24)	<b>151,388</b>	1,067	170
Other noncurrent assets	<b>37,640</b>	33,360	33,309
<b>Total Noncurrent Assets</b>	<b>17,014,253</b>	17,316,250	17,534,004
<b>TOTAL ASSETS</b>	<b>₱19,701,221</b>	₱20,654,087	₱22,007,500

**LIABILITIES AND EQUITY**

**Current Liabilities**

Short-term borrowings (Note 12)	<b>₱1,638,000</b>	₱2,831,000	₱3,286,500
Accounts payable and accrued expenses (Notes 13 and 16)	<b>767,051</b>	681,739	610,374
Customers' deposits (Note 14)	<b>72,614</b>	174,025	135,415
Income tax payable	-	366	990
Dividends payable (Note 25)	<b>39,230</b>	20,517	20,522
Current portion of long-term borrowings (Notes 7, 10, 11 and 15)	<b>165,940</b>	934,641	912,361
Noncurrent portion of long-term borrowings presented as current (Notes 7, 10, 11 and 15)	-	5,928,865	6,157,686
<b>Total Current Liabilities</b>	<b>2,682,835</b>	10,571,153	11,123,848

(Forward)



	<b>September 30</b>	June 30,	
	2011	2011	
	(As restated,	(As restated,	
	Note 2)	Note 2)	
	<b>2012</b>		
<b>Noncurrent Liabilities</b>			
Long-term borrowings - net of current portion (Notes 7, 10, 11 and 15)	<b>₱6,056,044</b>	₱-	₱26,667
Net pension benefit obligation (Note 17)	<b>86,787</b>	1,290	2,377
Deferred income tax liabilities - net (Note 24)	<b>794,825</b>	775,756	770,707
<b>Total Noncurrent Liabilities</b>	<b>6,937,656</b>	777,046	799,751
<b>Total Liabilities</b>	<b>9,620,491</b>	11,348,199	11,923,599
<b>EQUITY</b> (Notes 1 and 25)			
Attributable to the equity holders of the Company:			
Share capital	<b>2,911,886</b>	2,911,886	2,911,886
Share premium	<b>1,611,393</b>	1,611,393	1,611,393
Effect of change in ownership interest in subsidiaries	<b>(81,066)</b>	(81,066)	(81,066)
Revaluation increment on properties	<b>1,496,206</b>	1,335,075	1,335,075
Share in revaluation increment on land of an associate	<b>136,322</b>	136,322	136,322
Share in fair value reserve of an associate	<b>5,179</b>	5,179	5,179
Retained earnings	<b>2,204,215</b>	1,820,012	2,333,374
	<b>8,284,135</b>	7,738,801	8,252,163
Noncontrolling interests (Note 9)	<b>1,796,595</b>	1,567,087	1,831,738
<b>Total Equity</b>	<b>10,080,730</b>	9,305,888	10,083,901
<b>TOTAL LIABILITIES AND EQUITY</b>	<b>₱19,701,221</b>	₱20,654,087	₱22,007,500

*See accompanying Notes to Consolidated Financial Statements.*



**ROXAS AND COMPANY, INC.  
AND SUBSIDIARIES**

**CONSOLIDATED STATEMENTS OF INCOME**

(Amounts in Thousands, Except Basic/Diluted Earnings per Share)

	September 30		June 30	
	2012 (One Year)	2011 (Three Months)	2011 (One Year)	2010 (One Year)
<b>REVENUE</b> (Note 19)	<b>₱7,769,480</b>	₱1,425,801	₱7,978,326	₱6,289,153
<b>COST OF GOODS SOLD</b> (Note 20)	<b>5,997,213</b>	1,854,555	7,727,221	5,355,510
<b>GROSS PROFIT (LOSS)</b>	<b>1,772,267</b>	(428,754)	251,105	933,643
Selling expenses	(78,513)	(10,756)	(33,723)	(25,707)
General and administrative expenses (Note 21)	<b>(901,508)</b>	(179,263)	(637,293)	(715,869)
Equity in net earnings (loss) of associates (Note 9)	<b>47,188</b>	(17,982)	180,017	144,604
Interest expense (Notes 12 and 15)	<b>(502,745)</b>	(189,612)	(639,888)	(346,188)
Interest income (Notes 4 and 5)	<b>13,082</b>	3,002	15,116	17,606
Other income - net (Note 23)	<b>128,318</b>	50,509	86,346	291,769
<b>INCOME (LOSS) BEFORE INCOME TAX</b>	<b>478,089</b>	(772,856)	(778,320)	299,858
<b>PROVISION FOR (BENEFIT FROM) INCOME TAX</b> (Note 24)				
Current	<b>45,970</b>	1,006	21,853	55,712
Deferred	<b>(200,309)</b>	4,151	(17,502)	35,225
	<b>(154,339)</b>	5,157	4,351	90,937
<b>NET INCOME (LOSS)</b>	<b>₱632,428</b>	(₱778,013)	(₱782,671)	₱208,921
Attributable to:				
Equity holders of the Company	<b>₱402,920</b>	(₱513,362)	(₱525,970)	₱99,639
Noncontrolling interests	<b>229,508</b>	(264,651)	(256,701)	109,282
	<b>₱632,428</b>	(₱778,013)	(₱782,671)	₱208,921
<b>BASIC/DILUTED EARNINGS (LOSS) PER SHARE</b> (Note 26)	<b>₱0.14</b>	(₱0.18)	(₱0.18)	₱0.03

See accompanying Notes to Consolidated Financial Statements.





**ROXAS AND COMPANY, INC.  
AND SUBSIDIARIES**

**CONSOLIDATED STATEMENTS OF COMPREHENSIVE INCOME**

(Amounts in Thousands)

	September 30		June 30	
	2012 (One Year)	2011 (Three Months)	2011 (One Year)	2010 (One Year)
<b>NET INCOME (LOSS)</b>	<b>₱632,428</b>	<b>(₱778,013)</b>	<b>(₱782,671)</b>	<b>₱208,921</b>
<b>OTHER COMPREHENSIVE INCOME (LOSS)</b>				
Increase (decrease) in revaluation increment on land (Note 11)	<b>230,187</b>	–	229,109	(58,756)
Income tax effect (Note 24)	<b>(69,056)</b>	–	(68,733)	17,627
	<b>161,131</b>	–	160,376	(41,129)
Share in changes in fair value of available-for-sale investments of an associate (Note 9)	–	–	–	1,727
Income tax effect (Note 24)	–	–	–	(171)
	–	–	–	1,556
	<b>161,131</b>	–	160,376	(39,573)
<b>TOTAL COMPREHENSIVE INCOME (LOSS)</b>	<b>₱793,559</b>	<b>(₱778,013)</b>	<b>(₱622,295)</b>	<b>₱169,348</b>
Attributable to:				
Equity holders of the Company	<b>₱564,051</b>	(₱513,362)	(₱365,594)	₱74,173
Noncontrolling interests	<b>229,508</b>	(264,651)	(256,701)	95,175
	<b>₱793,559</b>	<b>(₱778,013)</b>	<b>(₱622,295)</b>	<b>₱169,348</b>

*See accompanying Notes to Consolidated Financial Statements.*



**ROXAS AND COMPANY, INC. AND SUBSIDIARIES**

**CONSOLIDATED STATEMENTS OF CHANGES IN EQUITY  
FOR THE YEARS ENDED SEPTEMBER 30, 2012 AND JUNE 30, 2011 AND 2010  
AND THE THREE MONTHS ENDED SEPTEMBER 30, 2011  
(Amounts in Thousands)**

	Attributable to the Equity Holders of the Company (Notes 1 and 25)								Noncontrolling Interests (Notes 1 and 25)	Total
	Share Capital	Share Premium	Effect of Change in Ownership Interest in Subsidiaries	Revaluation Increment on Properties	Share in Revaluation Increment on Land of an Associate	Share in Fair Value Reserve of an Associate	Retained Earnings	Total		
<b>BALANCES AS OF JUNE 30, 2009,</b>										
AS PREVIOUSLY REPORTED	<b>₱2,911,886</b>	<b>₱1,611,393</b>	<b>(₱81,066)</b>	<b>₱1,201,721</b>	<b>₱136,322</b>	<b>₱3,623</b>	<b>₱2,482,197</b>	<b>₱8,266,076</b>	<b>₱1,989,014</b>	<b>₱10,255,090</b>
Effect of restatement (Note 2)	–	–	–	–	–	–	277,508	277,508	–	277,508
<b>BALANCES AS OF JUNE 30, 2009,</b>										
AS RESTATED	<b>2,911,886</b>	<b>1,611,393</b>	<b>(81,066)</b>	<b>1,201,721</b>	<b>136,322</b>	<b>3,623</b>	<b>2,759,705</b>	<b>8,543,584</b>	<b>1,989,014</b>	<b>10,532,598</b>
Net income for the year	–	–	–	–	–	–	99,639	99,639	109,282	208,921
Other comprehensive income (loss)	–	–	–	(27,022)	–	1,556	–	(25,466)	(14,107)	(39,573)
Total comprehensive income (loss) for the year	–	–	–	(27,022)	–	1,556	99,639	74,173	95,175	169,348
<b>BALANCES AS OF JUNE 30, 2010,</b>										
AS RESTATED	<b>₱2,911,886</b>	<b>₱1,611,393</b>	<b>(₱81,066)</b>	<b>₱1,174,699</b>	<b>₱136,322</b>	<b>₱5,179</b>	<b>₱2,859,344</b>	<b>₱8,617,757</b>	<b>₱2,084,189</b>	<b>₱10,701,946</b>
<b>BALANCES AS OF JUNE 30, 2010,</b>										
AS PREVIOUSLY REPORTED	<b>₱2,911,886</b>	<b>₱1,611,393</b>	<b>(₱81,066)</b>	<b>₱1,174,699</b>	<b>₱136,322</b>	<b>₱5,179</b>	<b>₱2,581,836</b>	<b>₱8,340,249</b>	<b>₱2,084,189</b>	<b>₱10,424,438</b>
Effect of restatement (Note 2)	–	–	–	–	–	–	277,508	277,508	–	277,508
<b>BALANCES AS OF JUNE 30, 2010,</b>										
AS RESTATED	<b>2,911,886</b>	<b>1,611,393</b>	<b>(81,066)</b>	<b>1,174,699</b>	<b>136,322</b>	<b>5,179</b>	<b>2,859,344</b>	<b>8,617,757</b>	<b>2,084,189</b>	<b>10,701,946</b>
Net loss for the year	–	–	–	–	–	–	(525,970)	(525,970)	(256,701)	(782,671)
Other comprehensive income	–	–	–	160,376	–	–	–	160,376	–	160,376
Total comprehensive income (loss) for the year	–	–	–	160,376	–	–	(525,970)	(365,594)	(256,701)	(622,295)
Noncontrolling interest arising from acquisition of a subsidiary (Note 9)	–	–	–	–	–	–	–	–	4,259	4,259
Changes in ownership interest in subsidiary resulting in the reduction of noncontrolling interest	–	–	–	–	–	–	–	–	(9)	(9)
<b>BALANCES AS OF JUNE 30, 2011,</b>										
AS RESTATED	<b>₱2,911,886</b>	<b>₱1,611,393</b>	<b>(₱81,066)</b>	<b>₱1,335,075</b>	<b>₱136,322</b>	<b>₱5,179</b>	<b>₱2,333,374</b>	<b>₱8,252,163</b>	<b>₱1,831,738</b>	<b>₱10,083,901</b>



Attributable to the Equity Holders of the Company (Notes 1 and 25)										
	Share Capital	Share Premium	Effect of Change in Ownership Interest in Subsidiaries	Revaluation Increment on Properties	Share in Revaluation Increment on Land of an Associate	Share in Fair Value Reserve of an Associate	Retained Earnings	Total	Noncontrolling Interests (Notes 1 and 25)	Total
<b>BALANCES AS OF JUNE 30, 2011, AS PREVIOUSLY REPORTED</b>	<b>₱2,911,886</b>	<b>₱1,611,393</b>	<b>(₱81,066)</b>	<b>₱1,335,075</b>	<b>₱136,322</b>	<b>₱5,179</b>	<b>₱2,055,866</b>	<b>₱7,974,655</b>	<b>₱1,831,738</b>	<b>₱9,806,393</b>
Effect of restatement (Note 2)	-	-	-	-	-	-	277,508	277,508	-	277,508
<b>BALANCES AS OF JUNE 30, 2011, AS RESTATED</b>	<b>2,911,886</b>	<b>1,611,393</b>	<b>(81,066)</b>	<b>1,335,075</b>	<b>136,322</b>	<b>5,179</b>	<b>2,333,374</b>	<b>8,252,163</b>	<b>1,831,738</b>	<b>10,083,901</b>
Net loss for the period	-	-	-	-	-	-	(513,362)	(513,362)	(264,651)	(778,013)
Other comprehensive income	-	-	-	-	-	-	-	-	-	-
Total comprehensive loss for the period	-	-	-	-	-	-	(513,362)	(513,362)	(264,651)	(778,013)
<b>BALANCES AS OF SEPTEMBER 30, 2011, AS RESTATED</b>	<b>₱2,911,886</b>	<b>₱1,611,393</b>	<b>(₱81,066)</b>	<b>₱1,335,075</b>	<b>₱136,322</b>	<b>₱5,179</b>	<b>₱1,820,012</b>	<b>₱7,738,801</b>	<b>₱1,567,087</b>	<b>₱9,305,888</b>
<b>BALANCES AS OF SEPTEMBER 30, 2011, AS PREVIOUSLY REPORTED</b>	<b>₱2,911,886</b>	<b>₱1,611,393</b>	<b>(₱81,066)</b>	<b>₱1,335,075</b>	<b>₱136,322</b>	<b>₱5,179</b>	<b>₱1,542,504</b>	<b>₱7,461,293</b>	<b>₱1,567,087</b>	<b>₱9,028,380</b>
Effect of restatement (Note 2)	-	-	-	-	-	-	277,508	277,508	-	277,508
<b>BALANCES AS OF SEPTEMBER 30, 2011, AS RESTATED</b>	<b>2,911,886</b>	<b>1,611,393</b>	<b>(81,066)</b>	<b>1,335,075</b>	<b>136,322</b>	<b>5,179</b>	<b>1,820,012</b>	<b>7,738,801</b>	<b>1,567,087</b>	<b>9,305,888</b>
Net income for the year	-	-	-	-	-	-	402,920	402,920	229,508	632,428
Other comprehensive income	-	-	-	161,131	-	-	-	161,131	-	161,131
Total comprehensive income for the year	-	-	-	161,131	-	-	402,920	564,051	229,508	793,559
Cash dividends	-	-	-	-	-	-	(18,717)	(18,717)	-	(18,717)
<b>BALANCES AS OF SEPTEMBER 30, 2012</b>	<b>₱2,911,886</b>	<b>₱1,611,393</b>	<b>(₱81,066)</b>	<b>₱1,496,206</b>	<b>₱136,322</b>	<b>₱5,179</b>	<b>₱2,204,215</b>	<b>₱8,284,135</b>	<b>₱1,796,595</b>	<b>₱10,080,730</b>

See accompanying Notes to Consolidated Financial Statements.



**ROXAS AND COMPANY, INC.  
AND SUBSIDIARIES**

**CONSOLIDATED STATEMENTS OF CASH FLOWS**

(Amounts in Thousands)

	September 30		June 30	
	2012 (One Year)	2011 (Three Months)	2011 (One Year)	2010 (One Year)
<b>CASH FLOWS FROM OPERATING ACTIVITIES</b>				
Income (loss) before income tax	<b>₱478,089</b>	(₱772,856)	(₱778,320)	₱299,858
Adjustments for:				
Depreciation (Notes 11, 20 and 21)	<b>692,241</b>	171,123	550,484	409,144
Loss (gain) on disposal of property and equipment and investment properties	<b>(530)</b>	13,981	7,782	(972)
Recovery from insurance claim (Note 23)	<b>(20,676)</b>	(27,650)	(24,688)	(141,341)
Equity in net loss (earnings) of associates (Note 9)	<b>(47,188)</b>	17,982	(180,017)	(144,604)
Interest income (Notes 4 and 5)	<b>(13,082)</b>	(3,002)	(15,116)	(17,606)
Interest expense (Notes 12 and 15)	<b>502,745</b>	189,612	639,888	346,188
Gain on exchange of assets (Note 9)	-	-	(7,170)	-
Unrealized fair value losses (gains) on investment properties (Note 10)	<b>(4,976)</b>	-	(1,452)	700
Movement in net pension plan assets and liabilities	<b>85,739</b>	3,502	(29,322)	(32,038)
Operating income (loss) before working capital changes	<b>1,672,362</b>	(407,308)	162,069	719,329
Decrease (increase) in:				
Receivables	<b>(254,891)</b>	102,947	228,263	23,643
Inventories	<b>800,014</b>	919,239	(1,134,101)	(308,678)
Real estate for sale and development	<b>(12,052)</b>	870	2,020	(1,096)
Prepayments and other current assets	<b>(28,598)</b>	10,107	(45,675)	(50,758)
Increase (decrease) in:				
Accounts payable and accrued expenses	<b>136,453</b>	67,777	(124,123)	(219,163)
Customers' deposits	<b>(101,411)</b>	38,610	(14,885)	(48,719)
Provision for inventory losses and obsolescence (Notes 6 and 20)	<b>59,727</b>	78,794	370,128	24,050
Cash generated from (used in) operations	<b>2,271,604</b>	811,036	(556,304)	138,608
Interest received	<b>13,082</b>	2,946	16,106	17,571
Income taxes paid, including creditable withholding and final taxes	<b>(114,752)</b>	(12,159)	(86,416)	(88,349)
Net cash from (used in) operating activities	<b>2,169,934</b>	801,823	(626,614)	67,830
<b>CASH FLOWS FROM INVESTING ACTIVITIES</b>				
Additions to:				
Property, plant and equipment (Note 11)	<b>(129,109)</b>	(38,360)	(351,425)	(2,540,718)
Investment in shares of stock of associates	<b>(50)</b>	-	-	-
Proceeds from sale of property and equipment and investment properties	<b>5,523</b>	12,849	2,949	8,283
Proceeds from recovery of insurance claim (Note 23)	<b>20,676</b>	27,650	24,688	141,341
Dividends received (Note 9)	<b>165,587</b>	-	91,360	71,373
Disposals of (additions to) other noncurrent assets	<b>(4,280)</b>	(70)	2,581	(521)
Net cash from (used in) investing activities	<b>58,347</b>	2,069	(229,847)	(2,320,242)
(Forward)				



	<b>September 30</b>		<b>June 30</b>	
	<b>2012</b> <b>(One Year)</b>	2011 <b>(Three Months)</b>	2011 <b>(One Year)</b>	2010 <b>(One Year)</b>
<b>CASH FLOWS FROM FINANCING ACTIVITIES</b>				
Availment of (payments of) short-term borrowings (Note 12)	<b>(P1,206,845)</b>	(P458,833)	P784,096	(P500,096)
Proceeds from long-term borrowings (Note 15)	<b>542,920</b>	-	925,000	2,962,000
Payments of long-term borrowings (Note 15)	<b>(1,170,597)</b>	(229,874)	(65,287)	-
Interest paid	<b>(553,769)</b>	(159,282)	(620,683)	(290,872)
Dividends paid (Note 25)	<b>(4)</b>	-	-	(25,005)
Net cash flows from (used in) financing activities	<b>(2,388,295)</b>	(847,989)	1,023,126	2,146,027
<b>NET INCREASE (DECREASE) IN CASH AND CASH EQUIVALENTS</b>	<b>(160,014)</b>	(44,097)	166,665	(106,385)
<b>CASH AND CASH EQUIVALENTS AT BEGINNING OF PERIOD</b>	<b>359,182</b>	403,279	236,614	342,999
<b>CASH AND CASH EQUIVALENTS AT END OF PERIOD (Note 4)</b>	<b>P199,168</b>	P359,182	P403,279	P236,614

*See accompanying Notes to Consolidated Financial Statements.*



**ROXAS AND COMPANY, INC.  
AND SUBSIDIARIES**

**NOTES TO CONSOLIDATED FINANCIAL STATEMENTS**

---

**1. Corporate Information, Group Restructuring and Merger, Status of Operations and Approval of the Consolidated Financial Statements**

*Corporate Information*

Roxas and Company, Inc. (the "Company") was organized in the Philippines and registered with the Philippine Securities and Exchange Commission (SEC) on October 7, 1918 with the primary purpose of operating mill and refinery facilities to manufacture sugar and allied products. The Company's corporate life was extended for another 50 years from October 7, 1968.

The Company started its commercial operations in 1920 and on November 29, 1948, its shares of stock were listed in the Philippine Stock Exchange (PSE). On July 1, 2004, the Company spun off its Negros sugar milling business to Central Azucarera de La Carlota, Inc. (CACI), a wholly-owned subsidiary. The said spin-off, approved by the Philippine SEC on February 10, 2004, involved the transfer of the Company's net assets amounting to ₱1,419.5 million to CACI in exchange for the latter's 200 million common shares at ₱1.0 per share.

RCI was incorporated and registered with the Philippine SEC on December 16, 1981 to engage in various agricultural ventures such as, but not limited to, the production of sugar, coconut, copra, coffee, and other crops, and to swine raising and other kinds of livestock; to act as managers or managing agents of persons, firms, associations, corporations, partnerships and other entities including but not limited to those engaged in agriculture and related businesses; to provide management, investment and technical advice to agricultural, commercial, industrial, manufacturing and other kinds of enterprises; to undertake, carry on, invest in, assist or participate in the promotion, establishment, organization, acquisition, management, operation, administration, liquidation, or reorganization of corporations, partnerships and other entities; and to conduct and engage in the business of general merchant, distributor, agent importer and exporter.

The Company has 3,525, 3,534 and 3,566 equity holders as of September 30, 2012 and 2011 and June 30, 2011, respectively. The Company is owned by various individual shareholders and domestic corporations, namely Pesan Holdings, Inc. and SPCI Holdings, Inc.

On February 10, 2011, the Board of Directors (BOD) approved the amendment of the Company's By-Laws changing the accounting period of the Company and its subsidiaries from fiscal year ending June 30 to September 30 of each year. The change in accounting period of the Company was approved by the Philippine SEC on March 30, 2011. The change in accounting period of the Company's subsidiaries was approved by the Philippine SEC on various dates in 2011.

The Company's corporate office is located at the 7th Floor, Cacho-Gonzales Building, 101 Aguirre Street, Legaspi Village, Makati City.

*Group Restructuring and Merger*

The Company was previously 89.28%-owned by Roxas Holdings, Inc. (RHI), a public company also incorporated and domiciled in the Philippines.



Roxas and Company, Inc. and its subsidiaries (collectively, the “Group”), has undertaken corporate restructuring in fiscal year 2009. On December 16, 2008, RHI purchased all the sugar-related operating subsidiaries and an associate, as well as certain assets and liabilities of CADPI Group Corporation (CADPGC) for a total consideration of ₱3,838.0 million. With no more sugar-related subsidiaries and an associate, RHI sold its investment in CADPGC to RCI for ₱3,927.3 million on January 23, 2009. Just before the merger discussed below, CADPGC was 95.93% owned by RCI.

Effective June 29, 2009, upon approval of the Philippine SEC on June 23, 2009, CADPGC merged with RCI, with CADPGC as the surviving entity, through a share swap wherein 11.71 CADPGC’s shares were exchanged for every share of RCI. On the same date, the Philippine SEC approved CADPGC’s change in corporate name to Roxas and Company, Inc.

The merger was accounted for similar to pooling of interests. The assets and liabilities of CADPGC and RCI were reflected at their carrying values and comparatives were restated to include balances and transactions as if the entities had been merged at the beginning of the earliest period presented.

#### *Corporate Restructuring Plan*

On February 1, 2012, the RHI’s BOD approved a resolution to shorten the corporate life of CPSI, CIAI and RPC effective September 30, 2012. On the same date, the BOD also approved the merger of CCSI, CFSI and JOMSI with CADPI. This decision was in line with the Group’s move to rationalize its operations. Accordingly, these subsidiaries have changed their basis of accounting from the going concern basis to liquidation basis in 2012.

#### *Status of Operations and Management Action Plans*

For the fiscal year ended June 30, 2011, the Group was significantly affected by the volatility of the prices of sugar, molasses and ethanol, impacting the Group’s profitability and cash flows. Thus, the Group incurred a consolidated net loss of ₱782.7 million and a net cash outflow from operating activities of ₱626.6 million. Consequently, the Group did not meet the minimum debt service coverage ratio (DSCR) required under its long-term loan agreements with certain creditor banks as of June 30, 2011 (see Note 15). Considering that the losses were mainly driven by market reversals and not by the Group’s capacity to service its loans, the Group was able to obtain from the creditor banks in September and October 2011 a waiver of breach of covenant on the DSCR covering the fiscal year ended June 30, 2011.

For the interim period ended September 30, 2011 where the Group was expected to record heavy expenses in preparing its mills for the milling operations, the Group incurred a consolidated net loss of ₱778.0 million. Despite the losses, the Group’s net cash inflow from operating activities reached ₱801.8 million, of which ₱688.7 million was used to pay off short-term and long-term liabilities. Consequently, the creditor banks issued in December 2011 and January 2012 similar waivers for possible violations of DSCR up to September 2012 (see Note 15).

When the new management took over in December 2011, the Group started to implement new business strategies and action plans to improve its operations and ensure long-term viability of its business.

The Group is currently reviewing its existing operating units in order to more clearly define accountabilities, tighten internal monitoring and decentralize management decisions.



Management directed all cost and profit centers to implement cost efficiency measures which resulted in a reduction in certain overhead expenses by at least 10% from last year and an increase in margins for this fiscal year 2012. Management also directed the plants to achieve operating efficiencies which also contributed to the increase in margins this fiscal year.

Management also negotiated with its creditor banks which resulted in the change of the interest rate from a fixed rate to a floating rate and additional three-year grace period on principal payments (see Note 15).

As a result of these strategies, the Group recorded a consolidated net income of ₱632.4 million for the fiscal year ended September 30, 2012, a turnaround from a consolidated net loss of ₱782.7 million for the year ended June 30, 2011 and ₱778.0 million for the three months ended September 30, 2011. Moreover, the Group has met the required DSCR and has been compliant with its loan covenants as of September 30, 2012 (see Note 15).

#### *Approval of the Consolidated Financial Statements*

The consolidated financial statements as at September 30, 2012 and 2011 and June 30, 2011 and for the years ended September 30, 2012 and June 30, 2011 and 2010 and the three months ended September 30, 2011 have been approved and authorized for issue by the Company's BOD on December 17, 2012.

---

## **2. Summary of Significant Accounting and Financial Reporting Policies**

### Basis of Preparation and Statement of Compliance

The consolidated financial statements of the Group have been prepared in accordance with Philippine Financial Reporting Standards (PFRS).

The consolidated financial statements have been prepared using the historical cost basis, except for land properties, which are stated at revalued amounts, investment properties which are stated at fair value and consumable biological assets which are carried at fair values less estimated cost to sell. These are presented in Philippine peso (Peso), the Company's functional currency, and rounded to the nearest thousands, except when otherwise indicated.

The Group prepared short-period consolidated financial statements as of and for the three months ended September 30, 2011 pursuant to the Group's change in reporting year-end from June 30 to September 30 (see Note 1). The amounts reflected in the September 30, 2011 consolidated statement of income, statement of comprehensive income, statement of changes in equity and statement of cash flows and the related notes are for three months, and accordingly, are not entirely comparable with amounts for September 30, 2012 and June 30, 2011 and 2010 which pertain to an entire year.

The preparation of the consolidated financial statements in accordance with PFRS requires the use of critical accounting estimates. It also requires management to exercise judgment in the process of applying the Group's accounting policies. The areas involving a higher degree of judgment or complexity, or areas where assumptions and estimates are significant to the consolidated financial statements are disclosed in Note 3.

### Changes in Accounting Policies

The accounting policies adopted are consistent with those of the previous financial year except for the early adoption of the amendments to PAS 12, *Income Taxes - Deferred Tax: Recovery of Underlying Asset*, which clarify the determination of deferred tax on investment property





measured at fair value. The amendment introduces a rebuttable presumption that the carrying amount of investment property measured using the fair value model in PAS 40, *Investment Property*, will be recovered through sale and, accordingly, requires that any related deferred tax should be measured on a 'sale' basis. The presumption is rebutted if the investment property is depreciable and it is held within a business model whose objective is to consume substantially all of the economic benefits in the investment property over time ('use' basis), rather than through sale. Furthermore, the amendment introduces the requirement that deferred tax on non-depreciable assets measured using the revaluation model in PAS 16, *Property, Plant and Equipment*, always be measured on a sale basis of the asset.

The Group has investment properties at fair value and are classified as capital assets for income tax purposes which are taxed at the gross selling price or fair market value whichever is higher. Further, the jurisdiction in which the Group operates has a different tax charge for 'sale' or 'use' basis of assets for income tax purposes. Accordingly, previously recognized deferred income tax liability of ₱277.5 million was reversed which increased the retained earnings and reduced the deferred income tax liability as of July 1, 2009, June 30, 2010 and 2011 and September 30, 2011 by ₱277.5 million (see Notes 24 and 25).

New Accounting Standards, Interpretations and Amendments to Existing Standards Effective Subsequent to September 30, 2012

The Group will adopt the standards and interpretations enumerated below when these become effective. Except as otherwise indicated, the Group does not expect the adoption of these new changes in PFRS to have a significant impact on the consolidated financial statements. The relevant disclosures will be included in the notes to the consolidated financial statements when these become effective. Effective years are on a fiscal year basis.

*Effective 2013*

- Amendments to PAS 1, *Financial Statement Presentation*, improve how we present components of other comprehensive income. The new requirements are effective for annual periods beginning on or after July 1, 2012.

*Effective 2014*

- PFRS 10, *Consolidated Financial Statements*, replaces the portion of PAS 27, *Consolidated and Separate Financial Statements*, that addresses the accounting for consolidated financial statements. It also includes the issues raised in SIC-12, *Consolidation - Special Purpose Entities*. PFRS 10 establishes a single control model that applies to all entities including special purpose entities. The changes introduced by PFRS 10 will require management to exercise significant judgment to determine which entities are controlled, and therefore, are required to be consolidated by a parent, compared with the requirements that were in PAS 27. This standard has no effect on the consolidated financial statements. The Group is currently assessing the impact that this standard will have on the financial position and performance.
- PFRS 11, *Joint Arrangements*, replaces PAS 31, *Interests in Joint Ventures* and SIC-13, *Jointly-controlled Entities - Non-monetary Contributions by Venturers*. PFRS 11 removes the option to account for jointly controlled entities (JCEs) using proportionate consolidation. Instead, JCEs that meet the definition of a joint venture must be accounted for using the equity method. The application of this new standard will impact the financial position of the Group. This is due to the cessation of proportionate consolidating the joint venture to equity accounting for this investment. The Group is currently assessing the impact that this standard will have on the financial position and performance.



- Amendments to PFRS 7, *Financial Instruments: Disclosures - Offsetting Financial Assets and Financial Liabilities*, require an entity to disclose information about rights of set-off and related arrangements (such as collateral agreements). The new disclosures are required for all recognized financial instruments that are set off in accordance with PAS 32. These disclosures also apply to recognized financial instruments that are subject to an enforceable master netting arrangement or ‘similar agreement’, irrespective of whether they are set-off in accordance with PAS 32. The amendments require entities to disclose, in a tabular format unless another format is more appropriate, the following minimum quantitative information. This is presented separately for financial assets and financial liabilities recognized at the end of the reporting period:
  - a. The gross amounts of those recognized financial assets and recognized financial liabilities;
  - b. The amounts that are set off in accordance with the criteria in PAS 32 when determining the net amounts presented in the statement of financial position;
  - c. The net amounts presented in the statement of financial position;
  - d. The amounts subject to an enforceable master netting arrangement or similar agreement that are not otherwise included in (b) above, including:
    - i. Amounts related to recognized financial instruments that do not meet some or all of the offsetting criteria in PAS 32; and
    - ii. Amounts related to financial collateral (including cash collateral); and
  - e. The net amount after deducting the amounts in (d) from the amounts in (c) above.

The amendments to PFRS 7 are to be retrospectively applied for annual periods beginning on or after January 1, 2013. The amendment affects disclosures only and will have no impact on the Group’s financial position or performance.

- PFRS 12, *Disclosure of Interests with Other Entities*, includes all of the disclosures that were previously in PAS 27 related to consolidated financial statements, as well as all of the disclosures that were previously included in PAS 31 and PAS 28. These disclosures relate to an entity’s interests in subsidiaries, joint arrangements, associates and structured entities. A number of new disclosures are also required. This standard will result in additional disclosures in the consolidated financial statements.
- PFRS 13, *Fair Value Measurement*, establishes a single source of guidance under PFRS for all fair value measurements. PFRS 13 does not change when an entity is required to use fair value, but rather provides guidance on how to measure fair value under PFRS when fair value is required or permitted. The Group is currently assessing the impact that this standard will have on the financial position and performance.
- Philippine Interpretation IFRIC 20, *Stripping Costs in the Production Phase of a Surface Mine*, applies to waste removal costs that are incurred in surface mining activity during the production phase of the mine (“production stripping costs”) and provides guidance on the recognition of production stripping costs as an asset and measurement of the stripping activity asset. This interpretation will not impact the Group’s financial position and performance.
- Amendments to PAS 19, *Employee Benefits*, range from fundamental changes such as removing the corridor mechanism and the concept of expected returns on plan assets to simple clarifications and rewording. The revised standard also requires new disclosures such as, among others, a sensitivity analysis for each significant actuarial assumption, information on



asset-liability *matching strategies*, duration of the defined benefit obligation, and disaggregation of plan assets by nature and risk. Once effective, the Group has to apply the amendments retroactively to the earliest period presented.

The Group reviewed its existing employee benefits and determined that the amended standard has significant impact on its accounting for retirement benefits. The Group will obtain the services of an external actuary to compute the impact to the consolidated financial statements upon adoption of the standard.

- PAS 27, *Separate Financial Statements (as revised in 2011)*. As a consequence of the new PFRS 10, *Consolidated Financial Statement* and PFRS 12, *Disclosure of Interests in Other Entities*, what remains of PAS 27 is limited to accounting for subsidiaries, jointly controlled the Group's financial position and performance. This interpretation will not impact the Group's financial statements since there are no changes in the accounting principles on the preparation of the consolidated financial statements upon adoption of this revised standard.
- PAS 28, *Investments in Associates and Joint Ventures (as revised in 2011)*. As a consequence of the new PFRS 11, *Joint Arrangements* and PFRS 12, PAS 28 has been renamed PAS 28, *Investments in Associates and Joint Ventures*, and describes the application of the equity method to investments in joint ventures in addition to associates. The Group is currently assessing the impact that this standard will have on the financial position and performance.

#### *Annual Improvements to PFRSs (2009-2011 cycle)*

The *Annual Improvements to PFRSs (2009-2011 cycle)* contain non-urgent but necessary amendments to PFRSs. The amendments are effective for annual periods beginning on or after October 1, 2013 and are applied retrospectively. Earlier application is permitted.

- PAS 1, *Presentation of Financial Statements - Clarification of the Requirements for Comparative Information*, clarify the requirements for comparative information that are disclosed voluntarily and those that are mandatory due to retrospective application of an accounting policy, or retrospective restatement or reclassification of items in the financial statements. An entity must include comparative information in the related notes to the financial statements when it voluntarily provides comparative information beyond the minimum required comparative period. The additional comparative period does not need to contain a complete set of financial statements. On the other hand, supporting notes for the third balance sheet (mandatory when there is a retrospective application of an accounting policy, or retrospective restatement or reclassification of items in the financial statements) are not required. The amendments affect disclosures only and have no impact on the Group's financial position or performance.
- PAS 16, *Property, Plant and Equipment - Classification of Servicing Equipment*, clarifies that spare parts, stand-by equipment and servicing equipment should be recognized as property, plant and equipment when they meet the definition of property, plant and equipment and should be recognized as inventory if otherwise. The amendment will not have any significant impact on the Group's financial position or performance.
- PAS 32, *Financial Instruments: Presentation - Tax Effect of Distribution to Holders of Equity Instruments*, clarifies that income taxes relating to distributions to equity holders and to transaction costs of an equity transaction are accounted for in accordance with PAS 12, *Income Taxes*. The Group expects that this amendment will not have any impact on its financial position or performance.



- PAS 34, *Interim Financial Reporting - Interim Financial Reporting and Segment Information for Total Assets and Liabilities* clarifies that the total assets and liabilities for a particular reportable segment need to be disclosed only when the amounts are regularly provided to the chief operating decision maker and there has been a material change from the amount disclosed in the entity's previous annual financial statements for that reportable segment. The amendment affects disclosures only and has no impact on the Group's financial position or performance.

*Effective in 2015*

- PAS 32, *Financial Instruments: Presentation - Offsetting Financial Assets and Financial Liabilities*, clarifies the meaning of "currently has a legally enforceable right to set-off" and also the application of the PAS 32 offsetting criteria to settlement systems (such as central clearing house systems) which apply gross settlement mechanisms that are not simultaneous. The amendments to PAS 32 are to be retrospectively applied for annual periods beginning on or after January 1, 2014.

*Effective in 2016*

- PFRS 9, *Financial Instruments - Classification and Measurement*, as issued, reflects the first phase on the replacement of PAS 39 and applies to the classification and measurement of financial assets and liabilities as defined in PAS 39, *Financial Instruments: Recognition and Measurement*. Work on impairment of financial instruments and hedge accounting is still ongoing, with a view to replacing PAS 39 in its entirety. PFRS 9 requires all financial assets to be measured at fair value at initial recognition. A debt financial asset may, if the fair value option (FVO) is not invoked, be subsequently measured at amortized cost if it is held within a business model that has the objective to hold the assets to collect the contractual cash flows and its contractual terms give rise, on specified dates, to cash flows that are solely payments of principal and interest on the principal outstanding. All other debt instruments are subsequently measured at fair value through profit or loss. All equity financial assets are measured at fair value either through other comprehensive income (OCI) or profit or loss. Equity financial assets held for trading must be measured at fair value through profit or loss. For FVO liabilities, the amount of change in the fair value of a liability that is attributable to changes in credit risk must be presented in OCI. The remainder of the change in fair value is presented in profit or loss, unless presentation of the fair value change in respect of the liability's credit risk in OCI would create or enlarge an accounting mismatch in profit or loss. All other PAS 39 classification and measurement requirements for financial liabilities have been carried forward into PFRS 9, including the embedded derivative separation rules and the criteria for using the FVO.

The Group has made an evaluation of the impact of the adoption of this standard. The Group decided not to early adopt PFRS 9 for its 2012 reporting ahead of its effectivity date on January 1, 2015 and therefore the consolidated financial statements and as of September 30, 2012 and 2011 and June 30, 2011 do not reflect the impact of the said standard. Based on this evaluation, loans and receivables and other financial liabilities, both carried at amortized cost, will not be significantly affected. Upon adoption, these financial instruments shall continue to be carried at amortized cost, thus, has no impact to the Group's financial position and performance. Further, the Company's investments in unquoted equity shares classified as available for sale investments would be affected by the adoption of this standard. This investment shall be carried at fair value either through other comprehensive income or through profit or loss upon adoption of this standard. The financial impact is currently undeterminable.



The Group shall conduct another impact assessment at the end of the 2013 reporting period using the consolidated financial statements as of and for the year ended September 30, 2012. Given the amendments on PFRS 9, the Group at present, does not plan to early adopt in 2013 financial reporting. It plans to reassess its current position once the phases of PFRS 9 on impairment and hedge accounting become effective.

The Group's decision whether to early adopt PFRS 9 for its 2013 financial reporting will be disclosed in the consolidated financial statements as of and for the year ending September 30, 2013.

*Effectivity date to be determined*

- Philippine Interpretation IFRIC 15, *Agreements for the Construction of Real Estate*, covers accounting for revenue and associated expenses by entities that undertake the construction of real estate directly or through subcontractors. This Interpretation requires that revenue on construction of real estate be recognized only upon completion, except when such contract qualifies as construction contract to be accounted for under PAS 11, *Construction Contracts*, or involves rendering of services in which case revenue is recognized based on stage of completion. Contracts involving provision of services with the construction materials and where the risks and reward of ownership are transferred to the buyer on a continuous basis will also be accounted for based on stage of completion. The adoption of this Philippine Interpretation may significantly affect the determination of the revenue from real estate sales and the corresponding costs, and the related contracts receivables, deferred income tax assets and retained earnings accounts. The adoption of this Philippine Interpretation will be accounted for retrospectively, and will result to restatement of prior period financial statements. The Group is in the process of quantifying the impact of the adoption of this Philippine Interpretation on the Group's financial position and performance.

Consolidation

The consolidated financial statements include the financial statements of the Company and the following subsidiaries (all incorporated in the Philippines) as of September 30, 2012 and 2011 and June 30, 2011:

	Percentage of Ownership	Description of business
RHI	65.70	Holding company of its subsidiaries that operate mill, refinery and ethanol facilities to manufacture sugar and allied products; shares of stock are listed in the PSE.
Roxaco Land Corporation (RLC)	100.00	Engaged in development and sales of real estate.
United Ventures Corporation (UVC)	100.00	Warehouse leasing
Nasugbu Feeds Corporation (NAFECOR)	100.00	The subsidiary has currently no commercial operations. Originally to engage in manufacture of animal feeds and feedstocks.



The following are the subsidiaries of RHI (all incorporated in the Philippines) as of September 30, 2012 and 2011 and June 30, 2011:

	Effective percentage of Ownership
Central Azucarera Don Pedro, Inc. (CADPI)	100.00
CACI	100.00
CADP Insurance Agency, Inc. (CIAI) <sup>(2)</sup>	100.00
CADP Farm Services, Inc. (CFSI)	100.00
CADP Consultancy Services, Inc. (CCSI)	100.00
Jade Orient Management Services, Inc. (JOMSI)	99.99
Najalin Agri Ventures, Inc. (NAVI)	77.38
Roxol Bioenergy Corporation (RBC) <sup>(1)</sup>	100.00
CADP Port Services, Inc. (CPSI) <sup>(3)</sup>	100.00
Roxas Power Corporation (RPC) <sup>(3)</sup>	50.00

<sup>(1)</sup> On August 31, 2012, RHI assigned 238,417,831 RBC shares in favor of CADPI out of its 300 million RBC shares. As a result, RHI's direct ownership interest in RBC was reduced from 100% to 20.53% while CADPI acquired 79.47% ownership interest in RBC, thus, making RBC a subsidiary of CADPI.

<sup>(2)</sup> CIAI was incorporated on May 8, 1997 and has not yet started commercial operations.

<sup>(3)</sup> CPSI was incorporated on July 17, 2008 while RPC was incorporated on July 16, 2008. Both companies have not yet started commercial operations. The Company has control on RPC since it is the single biggest stockholder which has the power to cast the majority of votes at the BOD's meetings and the power to govern the financial and reporting policies of RPC.

The following are the subsidiaries of RLC (all incorporated in the Philippines) as of September 30, 2012 and 2011 and June 30, 2011:

	Percentage of Ownership
Roxaco Commercial Properties Corporation (RCPC) <sup>(1)</sup>	100.00
Fuego Hotels and Properties Management Corporation (FHPMC) <sup>(2)</sup>	63.00

<sup>(1)</sup> RCPC was incorporated on January 14, 1999 to handle the property management and commercial development of RLC and has not yet started commercial operations.

<sup>(2)</sup> FHPMC was acquired on June 10, 2011 through a share purchase agreement between RLC and Fuego Development Corporation (FDC), an associate of RLC (see Note 9). FHPMC is a management company with an expertise in managing hotels, resorts with full or limited-services.

Subsidiaries are all entities over which the Company has the power to govern the financial and operating policies generally accompanying a shareholding of more than one-half of the voting rights. The existence and effect of potential voting rights that are currently exercisable or convertible are considered when assessing whether the Company controls another entity. Subsidiaries are fully consolidated from the date on which control is transferred to the Company. They are deconsolidated from the date on which control ceases.

Noncontrolling interest represents a portion of profit or loss and net assets of subsidiaries not held by the Group, directly or indirectly, and are presented separately in the consolidated statement of income and within the equity section of the consolidated balance sheet and consolidated statement of changes in equity, separately from Company's equity. Total comprehensive income is attributed to the portion held by the Group and to the noncontrolling interests even if this results in the noncontrolling interests having a deficit balance.



Consolidated financial statements are prepared using uniform accounting policies for like transactions and other events in similar circumstances. Adjustments, where necessary, are made to ensure consistency with the policies adopted by the Group.

Inter-company transactions, balances and unrealized gains on transactions between group companies are eliminated. Unrealized losses are also eliminated but are considered as an impairment indicator of the assets transferred.

Changes in the controlling ownership interest, i.e., acquisition of noncontrolling interest or partial disposal of interest over a subsidiary that do not result in a loss of control, are accounted for as equity transactions.

#### Business Combinations

The purchase method of accounting is used to account for the acquisition of subsidiaries by the Company. The cost of an acquisition is measured at the fair value of the assets given, equity instruments issued and liabilities incurred or assumed at the date of exchange, plus costs directly attributable to the acquisition. Identifiable assets acquired and liabilities and contingent liabilities assumed in a business combination are measured initially at their fair values at the acquisition date, irrespective of the extent of any noncontrolling interest. For each business combination, the Group measures the noncontrolling interest in the acquiree either at fair value or at the proportionate share of the acquiree's identifiable net assets. Acquisition costs incurred are expensed and included in administrative expenses. The excess of the cost of acquisition over the fair value of the Company's share of the identifiable net assets acquired is recorded as goodwill. If the cost of acquisition is less than the fair value of the Company's share of the net assets of the subsidiary acquired, the difference is recognized directly in the consolidated statement of income.

#### *Common control transactions*

Where there are business combinations in which all the combining entities within the Group are ultimately controlled by the same ultimate parent before and after the business combination and that the control is not transitory ("business combinations under common control"), the Group accounts such business combinations under the purchase method of accounting, if the transaction was deemed to have substance from the perspective of the reporting entity. In determining whether the business combination has substance, factors such as the underlying purpose of the business combination and the involvement of parties other than the combining entities such as the noncontrolling interest shall be considered.

In cases where the business combination has no substance, the Company shall account for the transaction similar to a pooling of interests. The assets and liabilities of the acquired entities and that of the Group are reflected at their carrying values. The difference in the amount recognized and the fair value of the consideration given is accounted for as an equity transaction, i.e., as either a contribution or distribution of equity. Further, when a subsidiary is transferred in a common control transaction, the difference in the amount recognized and the fair value of consideration received is also accounted for as an equity transaction. As discussed in Note 1, the Group recorded the difference as excess of consideration received over the carrying amounts of net assets of subsidiary transferred to parent company and presented as a separate component of equity in the consolidated balance sheet.

Comparatives shall be restated to include balances and transactions as if the entities had been acquired at the beginning of the earliest period presented as if the companies had always been combined.



#### Investment in Shares of Stock of Associates

Associates are entities over which the Group has significant influence but not control, generally accompanying a shareholding of between 20% and 50% of the voting rights. Investments in associates are accounted for using the equity method of accounting and are initially recognized at cost.

The Group's share of its associates' post-acquisition profits or losses is recognized in the consolidated statement of income and its share of post-acquisition movements in reserves is recognized in equity. The cumulative post-acquisition movements are adjusted against the carrying amount of the investment. When the Group's share of losses in an associate equals or exceeds its interest in the associate, including any other unsecured receivables, the Group does not recognize further losses, unless it has incurred obligations or made payments on behalf of the associate.

Unrealized gains on transactions between the Group and its associate are eliminated to the extent of the Group's interest in the associate. Unrealized losses are also eliminated, unless the transaction provides evidence of an impairment of the assets transferred. The financial statements of the associates are prepared for the same reporting period of the Company. Adjustments, where necessary, are made to ensure consistency with the policies adopted by the Group.

The Group determines at the end of each reporting period whether there is any evidence that the investments in shares of stock of associates are impaired. If this is the case, the amount of impairment is calculated as the difference between the carrying amount of the investments in shares of stock and their recoverable amount.

#### Segment Reporting

Operating segments are components of the Group: (a) that engage in business activities from which they may earn revenue and incur expenses (including revenues and expenses relating to transactions with other components of the Group); (b) whose operating results are regularly reviewed by the Group's BOD, its chief operating decision maker, to make decisions about resources to be allocated to the segment and assess its performance; and (c) for which discrete financial information is available.

For purposes of management reporting, the Group's operating businesses are organized and managed separately based on the nature of the business segment, with each business representing a strategic business segment.

#### Cash and Cash Equivalents

Cash and cash equivalents include cash on hand, deposits held at call with banks and other short-term, highly liquid interest-bearing fund placements with original maturities of three months or less from date of acquisition and subject to insignificant risk of fluctuations in value.

#### Financial Assets and Financial Liabilities

##### *Classification and recognition*

The Group recognizes a financial asset or a financial liability in the consolidated balance sheet when it becomes a party to the contractual provisions of the instrument. All regular way purchases and sales of financial assets are recognized on the trade date, i.e., the date that the Group commits to purchase the asset. Regular way purchases or sales are purchases or sales of financial assets that require delivery of the assets within the period generally established by regulation or convention in the market place.





Financial instruments are classified as liabilities or equity in accordance with the substance of the contractual arrangement. Interest, dividends, gains and losses relating to a financial instrument or a component that is a financial liability, are reported as expense or income. Distributions to holders of financial instruments classified as equity are charged directly to equity, net of any related income tax benefits.

Financial assets and financial liabilities are recognized initially at fair value. Transaction costs are included in the initial measurement of all financial assets and financial liabilities, except for financial instruments measured at fair value through profit or loss. Fair value is determined by reference to the transaction price or other market prices. If such market prices are not readily determinable, the fair value of the consideration is estimated as the sum of all future cash payments or receipts, discounted using the prevailing market rates of interest for similar instruments with similar maturities.

Financial assets are classified into the following categories:

- a. Financial assets at fair value through profit or loss
- b. Loans and receivables
- c. Held-to-maturity investments
- d. Available-for-sale financial assets

Financial liabilities, on the other hand, are classified into the following categories:

- a. Financial liabilities at fair value through profit or loss
- b. Other financial liabilities

The classification of financial instruments depends on the purpose for which they are acquired and whether they are quoted in an active market. The Group determines the classification at initial recognition and, where allowed and appropriate, re-evaluates this classification at each reporting period.

- a. Financial assets or financial liabilities at fair value through profit or loss

Financial assets or financial liabilities classified in this category are financial assets or financial liabilities that are held for trading or financial assets and financial liabilities that are designated by management as at fair value through profit or loss on initial recognition when any of the following criteria are met:

- The designation eliminates or significantly reduces the inconsistent treatment that would otherwise arise from measuring the assets or liabilities or recognizing gains or losses on them on a different basis, or
- The assets and liabilities are part of a group of financial assets and financial liabilities, respectively, or both financial assets and financial liabilities, which are managed and their performance is evaluated on a fair value basis, in accordance with a documented risk management or investment strategy, or
- The financial instrument contains an embedded derivative, unless the embedded derivative does not significantly modify the cash flows or it is clear, with little or no analysis, that it would not be separately recorded.

Financial assets and financial liabilities at fair value through profit or loss are recorded in the consolidated balance sheet at fair value. Subsequent changes in fair value are recorded in the consolidated statement of income. Interest earned is recorded as interest income, while



dividend income is recorded in other income according to the terms of the contract, or when the right of the payment has been established. Interest incurred is recorded as interest expense.

The Group has not designated any financial asset or financial liability as at fair value through profit or loss as of September 30, 2012 and 2011 and June 30, 2011.

*Embedded derivatives*

An embedded derivative is a component of a combined instrument that includes a nonderivative host contract with the effect that some or all of the cash flows of the combined instrument vary in a way similar to a stand-alone derivative. It is separated from the host financial or nonfinancial contract if all the following conditions are met:

- The economic characteristics and risks of the embedded derivative are not closely related to the economic characteristic of the host contract;
- A separate instrument with the same terms as the embedded derivative would meet the definition of a derivative; and
- The hybrid or combined instrument is not recognized at fair value through profit or loss.

The Group assesses whether embedded derivatives are required to be separated from host contract when the Group first becomes a party to the contract. Reassessment only occurs if there is change in the terms of the contract that significantly modifies the cash flows that would otherwise be required.

Embedded derivatives that are bifurcated from the host contracts are accounted for as financial assets or financial liabilities at fair value through profit or loss. Changes in the fair values are included in the consolidated statement of income.

As of September 30, 2012 and 2011 and June 30, 2011, the Group has embedded derivative on its long-term borrowings, the value of which is immaterial.

b. Loans and receivables

Loans and receivables are nonderivative financial assets with fixed or determinable payments that are not quoted in an active market. They arise when the Group provides money, goods or services directly to a debtor with no intention of trading the receivables. Loans and receivables are carried at amortized cost in the consolidated balance sheet. Amortization is determined using the effective interest rate method. Gains and losses are recognized in the consolidated statement of income when the loans and receivables are derecognized and impaired, as well as through the amortization process. Loans and receivables are included under current assets if maturity is within 12 months from the end of the reporting period. Otherwise, these are classified as noncurrent assets.

Trade receivables with average credit terms of 30 days are recognized and carried at original invoice amount less any allowance for impairment.

Classified as loans and receivables are the Group's cash in banks and short-term placements, trade receivables, due from related parties, due from employees and other receivables as of September 30, 2012 and 2011 and June 30, 2011.



c. Held-to-maturity investments

Held-to-maturity investments are quoted nonderivative financial assets with fixed or determinable payments and fixed maturities wherein the Group has the positive intention and ability to hold them to maturity. Where the Group sells other than an insignificant amount of held-to-maturity investments, the entire category would be tainted and reclassified as available-for-sale financial assets for at least two financial years. After initial measurement, held-to-maturity investments are subsequently carried at amortized cost in the consolidated balance sheet. Amortization is determined using the effective interest rate method. Assets under this category are classified as current assets if maturity is within 12 months from the end of the reporting period. Otherwise, these are classified as noncurrent assets.

The Group has not designated any financial asset as held-to-maturity as of September 30, 2012 and 2011 and June 30, 2011.

d. Available-for-sale financial assets

Available-for-sale financial assets are nonderivative financial assets that are either designated in this category or not classified in any of the other categories. They are purchased and held indefinitely, and may be sold in response to liquidity requirements or changes in market conditions. They include equity investments, money market papers and other debt instruments. The unrealized gains and losses arising from the fair valuation of available-for-sale financial assets, except for the foreign exchange fluctuations on available-for-sale debt securities and the related effective interest, are excluded, net of tax, from reported earnings, and are reported in the consolidated statement of comprehensive income and in the equity section of the consolidated balance sheet. These changes in fair values are recognized in the consolidated statement of comprehensive income until the investment is sold, collected, or otherwise disposed of or until the investment is determined to be impaired, at which time the cumulative gain or loss previously reported in equity are included in the consolidated statement of income.

Where the Group holds more than one investment in the same security, these are deemed to be disposed of on a first-in first-out basis. Interest earned or paid on the investments is reported as interest income or expense using the effective interest rate method. Dividends earned on investments are recognized in the consolidated statement of income when the right of payment has been established. These financial assets are classified as noncurrent assets unless the intention is to dispose such assets within 12 months from the end of the reporting period.

Classified as available-for-sale financial assets are the Group's unquoted equity investments as of September 30, 2012 and 2011 and June 30, 2011 (see Note 28).

e. Other financial liabilities

Other financial liabilities pertain to financial liabilities that are not held for trading and are not designated at fair value through profit or loss upon the inception of the liability. These include liabilities arising from operating (e.g., accounts payable and accrued expenses) and financing (e.g., short and long-term borrowings, due to related parties, dividends payable) activities.

Borrowings are recognized initially at fair value, net of transaction costs incurred. Borrowings are subsequently stated at amortized cost. Any difference between the proceeds (net of transaction costs) and the redemption value is recognized in the consolidated statement of income over the period of the borrowings using the effective interest rate method.



Borrowings are classified as current liabilities unless the Group has an unconditional right to defer settlement of the liability for at least 12 months after the end of the reporting period.

Accounts payable and accrued expenses, advances from related parties and dividends payable are recognized in the period in which the related money, goods or services are received or when a legally enforceable claim against the Group is established. These are measured at amortized cost, normally equal to nominal amount.

#### *Derecognition of financial assets and financial liabilities*

##### a. Financial assets

A financial asset (or, where applicable, a part of a financial asset or part of a group of similar financial assets) is derecognized when:

- the rights to receive cash flows from the asset have expired;
- the Group retains the right to receive cash flows from the asset, but has assumed an obligation to pay them in full without material delay to a third party under a 'pass-through' arrangement; or
- the Group has transferred its rights to receive cash flows from the asset and either (a) has transferred substantially all the risks and rewards of the asset, or (b) has neither transferred nor retained substantially all the risks and rewards of the asset, but has transferred control of the asset.

Where the Group has transferred its rights to receive cash flows from an asset and has neither transferred nor retained substantially all the risks and rewards of the asset nor transferred control of the asset, the asset is recognized to the extent of the Group's continuing involvement in the asset. Continuing involvement that takes the form of a guarantee over transferred asset is measured at the lower of original carrying amount of the asset and the maximum amount of consideration that the Group could be required to pay.

##### b. Financial liabilities

A financial liability is derecognized when the obligation under the liability is discharged, cancelled or has expired.

Where an existing financial liability is replaced by another from the same lender on substantially different terms or the terms of an existing liability are substantially modified, such an exchange or modification is treated as a derecognition of the original liability and the recognition of a new liability, and the difference in the respective carrying amounts is recognized in the consolidated statement of income.

#### *Impairment of financial assets*

The Group assesses at the end of each reporting period whether a financial asset or a group of financial assets is impaired.

##### a. Financial assets carried at amortized cost

If there is an objective evidence that an impairment loss on loans and receivables carried at amortized cost has been incurred, the amount of loss is measured as the difference between the



asset's carrying amount and the present value of estimated future cash flows (excluding future credit losses that have not been incurred) discounted at the financial asset's original effective interest rate (i.e., the effective interest rate computed at initial recognition). The carrying amount of the asset shall be reduced through the use of an allowance account. The amount of loss, if any, is recognized in the consolidated statement of income.

The Group first assesses whether objective evidence of impairment exists individually for financial assets that are individually significant, and individually or collectively for financial assets that are not individually significant. Objective evidence includes observable data that comes to the attention of the Group about loss events such as, but not limited to, significant financial difficulty of the counterparty, a breach of contract, such as a default or delinquency in interest or principal payments, or the increasing probability that the borrower will enter bankruptcy or other financial reorganization. If it is determined that no objective evidence of impairment exists for an individually assessed financial asset, whether significant or not, the asset is included in the group of financial assets with similar credit risk and characteristics and that group of financial assets is collectively assessed for impairment. Assets that are individually assessed for impairment and for which an impairment loss is recognized are not included in a collective assessment of impairment. The impairment assessment is performed at the end of each reporting period. For the purpose of collective evaluation of impairment, financial assets are grouped on the basis of credit risk characteristics such as customer type, payment history, past-due status and term.

Loans and receivables, together with the related allowance, are written off when there is no realistic prospect of future recovery and all collateral has been realized. If, in a subsequent period, the amount of the impairment loss decreases and the decrease can be related objectively to an event occurring after the impairment was recognized, the previously recognized impairment loss is reversed. Any subsequent reversal of an impairment loss is recognized in the consolidated statement of income, to the extent that the carrying value of the asset does not exceed its amortized cost at the reversal date.

b. Financial assets carried at cost

If there is an objective evidence that an impairment loss of an unquoted equity instrument that is not carried at fair value because its fair value cannot be reliably measured, or a derivative asset that is linked to and must be settled by delivery of such an unquoted equity instrument has been incurred, the amount of the loss is measured as the difference between the asset's carrying amount and the present value of estimated future cash flows discounted at the current market rate of return for a similar financial asset.

c. Available-for-sale financial assets

In the case of equity investments classified as available-for-sale financial assets, impairment would include a significant or prolonged decline in the fair value of the investments below their cost. Where there is evidence of impairment, the cumulative loss - measured as the difference between the acquisition cost and the current fair value, less any impairment loss on that financial asset previously recognized in the consolidated statement of income - is removed from equity and recognized in the consolidated statement of income. Impairment losses on equity investments are not reversed through the consolidated statement of income. Increases in fair value after impairment are recognized directly in the statement of comprehensive income and presented in the consolidated statement of changes in equity.



In the case of debt instruments classified as available-for-sale, impairment is assessed based on the same criteria as financial assets carried at amortized cost. Future interest income is based on the reduced carrying amount and is accrued based on the rate of interest used to discount cash flows for the purpose of measuring impairment loss. If, in a subsequent year, the fair value of a debt instrument increases and the increase can be related objectively to an event occurring after the impairment loss was recognized in income, the impairment loss is reversed through the consolidated statement of income.

#### *Determination of fair value*

The fair value of financial instruments traded in active markets at the end of the reporting period is based on their quoted market price or dealer price quotations (bid price for long positions and ask price for short positions), without any deduction for transaction costs. When current bid and asking prices are not available, the price of the most recent transaction provides evidence of the current fair value as long as there has not been a significant change in economic circumstances since the time of the transaction. For all other financial instruments not traded in an active market, the fair value is determined by using appropriate valuation techniques.

#### *“Day 1” difference*

Where the transaction price in a non-active market is different from the fair value of other observable current market transactions in the same instrument or based on a valuation technique whose variables only include data observable from market, the Group recognizes the difference between the transaction price and fair value (a Day 1 difference) in the consolidated statement of income unless it qualifies for recognition as some other type of asset. In cases where the inputs are from data which are not observable from the market, the difference between the transaction price and model value is only recognized in the consolidated statement of income when the inputs become observable or when the instrument is derecognized. For each transaction, the Group determines the appropriate method of recognizing a Day 1 difference amount.

#### *Offsetting financial instruments*

Financial assets and financial liabilities are offset and the net amount reported in the consolidated balance sheet if, and only if, there is a currently enforceable legal right to offset the recognized amounts and there is an intention to settle on a net basis, or to realize the asset and settle the liability simultaneously. This is not generally the case with master netting agreements, and the related financial assets and financial liabilities are presented gross in the consolidated balance sheet.

#### Inventories

Raw and refined sugar inventories are valued at the lower of cost and net realizable value (NRV), cost being determined using the weighted average method. Molasses and alcohol inventories are carried at the lower of cost and NRV. Production cost is allocated using the relative sales value of each of the joint products, i.e., raw and refined sugar and molasses. The costs of molasses purchased from outside sources include its purchase cost with unit cost determined using the moving average method. The cost of alcohol includes direct materials and labor and a proportion of manufacturing overhead costs with unit cost determined using the moving average method.

Materials and supplies inventories are valued at the lower of cost and NRV, cost being determined using the moving average method. NRV is the estimated selling price in the ordinary course of business less variable selling expense.

A provision for inventory losses is provided for slow moving, obsolete, defective and damaged inventories based on physical inspection and management evaluation.



#### Real Estate for Sale and Development

Real estate for sale and development consists of developed real estate properties for sale and raw land and land improvements.

Developed real estate properties for sale and raw land and land improvements are carried at the lower of aggregate cost and NRV, and include those costs incurred for the development and improvement of the properties and certain related capitalized borrowing costs. NRV is the estimated selling price in the ordinary course of business less estimated costs of completion and estimated costs necessary to make the sale.

#### Prepayments and Other Current Assets

This account consists of creditable withholding taxes, value-added tax (VAT) and other prepayments. Creditable withholding taxes are deducted from income tax payable on the same year the revenue was recognized. Revenue, expenses, assets and liabilities are recognized, net of amount of VAT, except where the VAT incurred on a purchase of assets or services is not recoverable from the taxation authority, in which case, the VAT is recognized as part of cost of acquisition of assets or as part of expense items as applicable. The net amount of VAT recoverable from the taxation authority is included as part of "Prepayments and other current assets" in the consolidated balance sheet. Prepayments that are expected to be realized for no more than 12 months after the reporting period are classified as current assets, otherwise, these are classified as other noncurrent assets.

#### Property, Plant and Equipment

Property, plant and equipment are carried at historical cost less accumulated depreciation and any impairment in value, except for land which is stated at revalued amount less any impairment. Historical cost includes expenditure that is directly attributable to the acquisition of the asset, including borrowing costs on qualifying assets.

Subsequent costs are included in the asset's carrying amount or recognized as a separate asset, as appropriate, only when it is probable that future economic benefits associated with the item will flow to the Group and the cost of the items can be measured reliably. All other repairs and maintenance are charged to the consolidated statement of income in the period incurred.

Construction in progress which represents properties under construction is stated at cost and depreciated only from such time as the relevant assets are completed and put into operational use. Upon completion, these properties are reclassified to the relevant property, plant and equipment account.

The net appraisal increment resulting from the revaluation of land is presented under "Revaluation increment on properties", net of related deferred income tax effect, in the consolidated balance sheet and consolidated statement of changes in equity. The Company's share in net appraisal increase resulting from the revaluation of land of an associate is shown as "Share in revaluation increment on land of an associate", net of related deferred income tax effect, in the consolidated balance sheet and consolidated statement of changes in equity. Increases in the carrying amount arising on revaluation of properties are recognized in the consolidated statement of comprehensive income and credited to revaluation increment in the consolidated statement of changes in equity, net of related deferred income tax effect. Any resulting decrease is directly charged against the related revaluation increment to the extent that the decrease does not exceed the amount of the revaluation in respect of the same asset. All other decreases are charged to the consolidated statement of income. Valuations are performed frequently enough to ensure that the fair value of properties does not differ significantly from its carrying amount.



The portion of revaluation increment on land, net of related deferred income tax effect, realized upon disposal of the property is transferred to unrestricted retained earnings.

The Group used the carrying amount of CADPI's depreciable assets as of July 1, 2004, which is the revalued amount less accumulated depreciation from the Group's perspective, as their deemed costs at that date when the Group adopted PFRS 1, *First-time Adoption of Philippine Financial Reporting Standards*. An annual transfer from the asset revaluation reserve to retained earnings is made until 2010 for the difference between depreciation based on the revalued carrying amount of the assets and depreciation based on the assets' original cost. The asset revaluation reserve was fully transferred to retained earnings as of June 30, 2010.

Land is not depreciated. Depreciation on other property, plant and equipment is calculated using the straight-line method to allocate their cost less their residual values over their estimated useful lives as follows:

	Number of Years
Buildings and improvements	5 to 40
Machineries and equipment:	
Factory machineries and installation	17 to 25
Safety equipment	5
Service vehicles	3 to 6
Other transportation equipment	5
Transportation equipment	3 to 6
Office furniture, fixtures and equipment	3 to 10

Depreciation and amortization commence when an asset is in its location or condition capable of being operated in the manner intended by management. Depreciation ceases at the earlier of the date that the item is classified as held for sale (or included in a disposal group that is classified as held for sale) in accordance with PFRS 5, *Noncurrent Assets Held for Sale and Discontinued Operations* and the date the asset is derecognized.

Major renovations that qualified for capitalization are depreciated over the remaining useful life of the related asset or to the date of the next major renovation, whichever is sooner.

The asset's residual value, useful life and depreciation method are reviewed periodically to ensure that these are consistent with the expected pattern of economic benefits from items of property, plant and equipment.

The asset's carrying amount is written down immediately to its recoverable amount if the asset's carrying amount is greater than its estimated recoverable amount.

The carrying amount of an item of property, plant and equipment shall be derecognized on disposal or when no future economic benefits are expected from its use or disposal. Gains and losses on disposal are determined by comparing the proceeds with carrying amount of the asset and are reflected as other income in the consolidated statement of income. Fully depreciated property and equipment are retained in the books until these are no longer in use.

#### Investment Properties

Investment property is measured initially at cost, including transaction costs. Subsequent to initial recognition, investment property is stated at fair value. Gains or losses arising from changes in fair value of investment property are included in the consolidated statement of income in the period in which they arise.





The fair value of investment property is the price at which the property could be exchanged between knowledgeable, willing parties in an arm's length transaction. Fair value specifically excludes an estimated price inflated or deflated by special terms or circumstances such as a typical financing, sale and leaseback arrangements, special considerations or concessions granted by anyone associated with the sale. The fair value of investment property shall reflect market conditions at the end of the reporting period.

Derecognition of an investment property will be triggered by a change in use or by sale or disposal. Gain or loss arising on disposal is calculated as the difference between any disposal proceeds and the carrying amount of the related asset, and is recognized in the consolidated statement of income.

Transfers are made to investment property when, and only when, there is change in use, evidenced by cessation of owner-occupation or commencement of an operating lease to another party. Transfers are made from investment property when, and only when, there is a change in use, evidenced by commencement of owner-occupation or commencement of development with a view to sell.

#### Impairment of Nonfinancial Assets

The carrying values of property, plant and equipment, investment in shares of stock of associates and other noncurrent nonfinancial assets are reviewed for impairment whenever events or changes in circumstances indicate that the carrying amount may not be recoverable. An impairment loss is recognized for the amount by which the asset's carrying amount exceeds its recoverable amount. The recoverable amount is the higher of an asset's fair value less costs to sell and value-in-use. For the purposes of assessing impairment, assets are grouped at the lowest levels for which there are separately identifiable cash flows (cash-generating units). Nonfinancial assets other than goodwill that suffered impairment are reviewed for possible reversal of the impairment at each reporting date.

Impairment losses of continuing operations are recognized in the consolidated statement of income in those expense categories consistent with the function of the impaired asset. Impairment loss recognized during interim period in respect to goodwill or an investment, either an equity instrument or a financial asset carried at cost, should not be reversed at year end.

An assessment is made at each reporting date as to whether there is any indication that previously recognized impairment losses may no longer exist or may have decreased. If such indication exists, the recoverable amount is estimated. A previously recognized impairment loss is reversed only if there has been a change in the estimates used to determine the asset's recoverable amount since the last impairment loss was recognized. If that is the case, the carrying amount of the asset is increased to its recoverable amount. That increased amount cannot exceed the carrying amount that would have been determined, net of depreciation, had no impairment loss been recognized for the asset in prior years. Such reversal is recognized in the consolidated statement of income unless the asset is carried at revalued amount, in which case the reversal is treated as a revaluation increase. After such a reversal, the depreciation charge is adjusted in future periods to allocate the asset's revised carrying amount, less any residual value, on a systematic basis over its remaining useful life.

#### Share Capital and Share Premium

Common shares are classified as equity. Incremental costs directly attributable to the issuance of new shares or options are shown in equity as a deduction from proceeds, net of tax. The excess of proceeds from the issuance of shares over the par value of shares is credited to share premium.



#### Retained Earnings

Retained earnings represent the cumulative balance of net income or loss, dividend distributions, effects of the changes in accounting policy and other capital adjustments. Unappropriated retained earnings represent that portion which can be declared as dividends to stockholders. Appropriated retained earnings represent that portion which has been restricted and therefore is not available for any dividend declaration.

#### Treasury Shares

Where any member of the Group purchases the Company's equity share capital (treasury shares), the consideration paid, including any directly attributable incremental costs (net of related taxes), is deducted from equity until the shares are cancelled, reissued or disposed of. Where such shares are subsequently sold or reissued, any consideration received, net of any directly attributable incremental transactions costs and the related income tax effect, is included in equity attributable to the Company's equity holders.

#### Dividend Distribution

Dividend distribution to the Company's stockholders and the noncontrolling interests is recognized as a liability in the consolidated financial statements in the period in which the dividends are approved by the Company's BOD and shareholders.

#### Revenue Recognition

Revenue comprises the fair value of the sale of goods and services in the ordinary course of the Group's activities. Revenue is shown net of VAT, returns and discounts.

The Group recognizes revenue when the amount of revenue can be reliably measured, it is probable that future economic benefits will flow into the entity and specific criteria have been met for each of the Group's activities as described below. The amount of revenue is not considered to be reliably measured until all contingencies relating to the sale have been resolved.

#### *Sale of raw and refined sugar and alcohol*

Sale of raw sugar is recognized upon endorsement and transfer of quedans, while sale of refined sugar and alcohol is recognized upon shipment or delivery and acceptance by customers.

#### *Sale of molasses*

Sale of molasses is recognized upon transfer of molasses warehouse receipts which represents ownership title over the molasses inventories.

#### *Revenue from tolling services*

Revenue from tolling services is recognized when the equivalent refined sugar is produced from raw sugar owned by tollees.

#### *Rental income*

Rental income from operating lease is recognized using the straight-line method over the term of the lease.

#### *Farm income*

Farm income is recognized when the related service is rendered.

#### *Real estate sales*

Real estate sales consist of revenue from sale of real estate properties. Income from sale of developed real estate properties is recognized in full when the collectibility of the sales price is reasonably assured and when risks and rewards over the developed assets have been transferred,



usually at the time of receipt of at least 25% of the total contract price. Revenue from the sale of residential properties where there are material obligations under the sales contract to provide improvements after the property is sold, are recognized under the percentage-of-completion method. Under this method, revenue on sale is recognized as the related obligations are fulfilled. Cash received from the sale of real estate properties over which the Group maintains continuing managerial involvement or related risks and rewards have not yet been transferred or where collectibility is not reasonably assured is recognized as customers' deposits in the consolidated balance sheet.

#### *Interest income*

Interest income on cash in banks and other short-term investments is recognized on a time proportion basis using the effective interest rate method.

#### Other Comprehensive Income

Other comprehensive income comprise items of income and expenses (including items previously presented under the consolidated statement of changes in equity) that are not recognized in profit or loss for the year in accordance with PFRS.

#### Cost and Expenses

##### *Cost of goods sold*

Cost of goods sold include direct materials and labor costs, and those related indirect cost incurred. It is recognized as expense when the related goods are sold.

Cost of real estate sales consists of the related land and development cost and is recognized as expense when incurred.

##### *Selling, general and administrative expenses*

Selling expenses are costs incurred to sell or distribute goods. General and administrative expenses constitute costs of administering the business. These costs are expensed when incurred.

#### Employee Benefits

The Company and its subsidiaries have individual and separate defined benefit plan in accordance with local conditions and practices in the Philippines. A defined benefit plan is a pension plan that defines an amount of pension benefit to be provided, usually as a function of one or more factors such as age, years of service or compensation. The plans are generally funded through payments to trustee-administered funds as determined by periodic actuarial calculations.

##### *Pension plan asset*

The assets of the Group recognized in the consolidated balance sheet in respect of defined benefit pension plans is the lower of (a) the excess of the fair value of plan assets over the present value of the defined benefit obligation at the end of the reporting period together with adjustments for unrecognized actuarial gains or losses and past service costs, and (b) the total of any cumulative unrecognized net actuarial losses and past service cost and the present value of any economic benefits available in the form of refunds from the plan or reductions in future contributions to the plan. In cases when the amount determined results in a surplus (being the excess of the fair value of the plan assets over the present value of the defined benefit obligation), the Group measures the resulting asset at (a) the lower of the excess of the fair value of plan assets over the present value of the defined benefit obligation at the end of the reporting period together with adjustments for unrecognized actuarial gains or losses and past service costs, and (b) the total of any cumulative unrecognized net actuarial losses and past service cost and the present value of any economic benefits available in the form of refunds from the plan or reductions in future contributions to the



plan. Plan assets represent assets that: (a) are held by an entity (a fund) that is legally separate from the Group; (b) are available to be used only to pay or fund employees benefits; and (c) are not available to the Group's own creditors, and cannot be returned to the Group unless: (i) the remaining assets of the fund are sufficient to meet all the related employee benefit obligations of the plan or the Group; or (ii) the assets are returned to the Group to reimburse it for employee benefits already paid.

*Pension costs and obligations*

The liability recognized in the consolidated balance sheet in respect of defined benefit pension plan is the present value of the defined benefit obligation at the end of reporting period less the fair value of plan assets, together with adjustments for actuarial gains and losses and past service costs. The present value of the defined benefit obligation is determined by discounting the estimated future cash outflow using interest rates of debt securities that are denominated in Peso (currency in which the benefits will be paid) and that have terms to maturity approximating the terms of the related pension liability.

Pension costs are actuarially determined using the projected unit credit method. Actuarial gains and losses are recognized as income or expense when the net cumulative unrecognized actuarial gains and losses for the plan at the end of the previous reporting year exceeded 10% of the higher of the present value of defined benefit obligation and the fair value of plan assets at that date.

These gains or losses are recognized over the expected average remaining working lives of the employees participating in the plan.

Past service costs are recognized immediately in income, unless changes to the pension plan are conditional on the employees remaining in service for a specified period of time (the vesting period). In this case, the past service costs are amortized on a straight-line basis over the vesting period.

Gains or losses on the curtailment or settlement of a defined benefit plan are recognized when the curtailment or settlement occurs.

*Termination benefits*

Termination benefits are payable when employment is terminated before the normal retirement date, or when an employee accepts voluntary redundancy in exchange for these benefits. The Group recognizes termination benefits when it is demonstrably committed to either: terminating the employment of current employees according to a detailed formal plan without possibility of withdrawal, or providing termination benefits as a result of an offer made to encourage voluntary redundancy. Benefits falling due more than 12 months after end of reporting period are discounted to present value.

Borrowing Costs

Borrowing costs that are directly attributable to the acquisition, construction or production of a qualifying asset which necessarily takes a substantial period of time to prepare for its intended use are included in the cost of that asset. Such borrowing costs are capitalized as part of the cost of the asset when it is probable that they will result in future economic benefits to the Group and the costs can be measured reliably. Other borrowing costs are recognized as expense.

Capitalization of borrowing costs is suspended during extended periods in which the Group suspends active development of a qualifying asset and ceases when substantially all the activities necessary to prepare the qualifying asset for its intended use is complete. An asset is normally



ready for its intended use when the physical construction of the asset is complete even though routine administrative work might still continue.

Debt arrangement fees relating to the drawn loan amount are amortized using the effective interest rate method and are presented as reduction in the principal loan balance. Debt arrangement fees relating to the undrawn loans are recorded as deferred charges and are amortized using the straight-line method. Amortization of debt arrangement fees is recognized as interest expense and presented in the consolidated statement of income.

#### Leases

The determination of whether the arrangement is, or contains a lease is based on the substance of the arrangement at inception date of whether the fulfillment of the arrangement is dependent on the use of a specific asset or assets or the arrangement conveys a right to use the asset. A reassessment is made after inception on the lease only if one of the following applies: (a) there is a change in contractual terms, other than a renewal or extension of the arrangement; (b) a renewal option is exercised or extension granted, unless the term of the renewal or extension was initially included in the lease term; (c) there is a change in the determination of whether fulfillment is dependent on a specified asset; or (d) there is substantial change to the asset.

Where a reassessment is made, lease accounting shall commence or cease from the date when the change in circumstances gave rise to reassessment for scenarios (a), (c), or (d) and at the date of renewal or extension period for scenario (b).

Leases where a significant portion of the risks and rewards of ownership are retained by the lessor are classified as operating leases. Payments made under operating leases are charged to the consolidated statement of income on a straight-line basis over the period of the lease.

Contingent rent is recognized as income or expense in the period in which they are earned or incurred.

#### Provisions and Contingencies

Provisions for environmental restoration, restructuring costs and legal claims are recognized when: the Group has a present legal or constructive obligation as a result of past events; it is more likely than not that an outflow of resources will be required to settle the obligation; and the amount can be reliably estimated. Restructuring provisions comprise lease termination penalties and employee termination payments. Provisions are not recognized for future operating losses.

Where there are a number of similar obligations, the likelihood that an outflow will be required in settlement is determined by considering the class of obligations as a whole. A provision is recognized even if the likelihood of an outflow with respect to any one item included in the same class of obligations may be small.

Provisions are measured at the present value of the expenditures expected to be required to settle the obligation using a pre-tax rate that reflects current market assessments of the time value of money and the risks specific to the obligation. The increase in the provision due to passage of time is recognized as interest expense.

Provisions are reviewed at the end of each reporting period and adjusted to reflect the current best estimate.



Contingent liabilities are not recognized in the consolidated financial statements. These are disclosed unless the possibility of an outflow of resources embodying economic benefits is remote. A contingent asset is not recognized in the consolidated financial statements but disclosed when an inflow of economic benefits is probable.

#### Foreign Currency-Denominated Transactions and Translations

Items included in the financial statements of each of the Group's entities are measured using the functional currency.

Transactions denominated in foreign currencies are recorded using the exchange rate at the date of the transaction. Outstanding monetary assets and liabilities denominated in foreign currencies are translated using the closing rate of exchange at the end of the reporting period. Foreign exchange differences are credited or charged directly in the consolidated statement of income.

#### Income Taxes

##### *Current income tax*

Current income tax assets and liabilities for the current and prior periods are measured at the amount expected to be recovered from or paid to the taxation authorities. The tax rates and the tax laws used to compute the amount are those that have been enacted or substantively enacted at the end of the reporting period.

##### *Deferred income tax*

Deferred income tax is provided, using the balance sheet liability method, on all temporary differences at the end of reporting period between the tax bases of assets and liabilities and their carrying amounts for financial reporting purposes.

Deferred income tax liabilities are recognized for all taxable temporary differences, including asset revaluations. Deferred income tax liability is not recognized when it arises from the initial recognition of an asset or liability in a transaction that is not a business combination and, at the time of the transaction, affects neither the accounting profit or loss nor taxable profit or loss. However, deferred income tax liabilities are not provided on non-taxable temporary differences associated with investments in domestic subsidiaries, associates and interests in joint ventures.

Deferred income tax assets are recognized for all deductible temporary differences, carryforward benefits of unused tax credits (excess of minimum corporate income taxes or MCIT over regular corporate income taxes or RCIT) and unused tax losses (net operating loss carryover or NOLCO), to the extent that it is probable that sufficient future taxable profit will be available against which the deductible temporary differences and carryforward benefits of unused tax credits and unused tax losses can be utilized.

The carrying amount of deferred income tax assets is reviewed at the end of each reporting period and reduced to the extent that it is no longer probable that sufficient future taxable profit will be available to allow all or part of the deferred income tax assets to be utilized. Unrecognized deferred income tax assets are re-assessed at the end of each reporting period and are recognized to the extent that it has become probable that sufficient future taxable profit will allow the deferred tax asset to be recovered.

Deferred income tax assets and deferred income tax liabilities are measured at the tax rates that are expected to apply to the period when the asset is realized or the liability is settled, based on tax rates (and tax laws) that have been enacted or substantively enacted at the end of reporting period.



Deferred income tax assets and deferred income tax liabilities are offset if a legally enforceable right exists to set off the deferred income tax assets against the deferred income tax liabilities and the deferred income taxes relate to the same taxable entity and the same taxation authority.

Deferred income tax relating to items recognized outside profit or loss is recognized outside profit or loss. Deferred income tax items are recognized in relation to the underlying transaction either in other comprehensive income or directly in equity.

#### Earnings (Loss) per Share

Basic earnings (loss) per share is calculated by dividing the profit (loss) attributable to equity holders of the Company by the weighted average number of ordinary shares in issue during the year, excluding ordinary or common shares purchased by the Company and held as treasury shares. Diluted earnings (loss) per share is computed by adjusting the weighted average number of ordinary shares outstanding to assume conversion of all the dilutive potential ordinary shares into ordinary shares. The Company has no dilutive potential ordinary shares.

#### Events After the Reporting Period

Post year-end events that provide additional information about the Group's position at the end of the reporting period (adjusting events) are reflected in the consolidated financial statements. Post year-end events that are not adjusting events are disclosed in the notes to the consolidated financial statements when material.

---

### **3. Significant Judgments, Accounting Estimates and Assumptions**

The preparation of the consolidated financial statements in accordance with PFRS requires the Group to exercise judgment, make estimates and use assumptions that affect the reported amounts of assets, liabilities, income and expenses and related disclosures. The Group makes estimates and uses assumptions concerning the future. The resulting accounting estimates will, by definition, seldom equal the related actual results. Future events may occur which will cause the assumptions used in arriving at the estimates to change. The effects of any change in estimates are reflected in the consolidated financial statements as they become reasonably determinable.

Judgments, estimates and assumptions are continuously evaluated and are based on historical experience and other factors, including expectations of future events that are believed to be reasonable under the circumstances.

The Group believes the following represent a summary of judgments, estimates and assumptions that have a significant risk of causing a material adjustment to the carrying amount of assets and liabilities, as well as to the related revenues and expenses, within the next fiscal year, and related impact and associated risk in the consolidated financial statements:

#### Judgments

In the process of applying the Group's accounting policies, management exercised judgment on the following items, apart from those involving estimations, which have the most significant effect on the amounts recognized in the consolidated financial statements.



*Determination of the Company's functional currency*

Based on the economic substance of the underlying circumstances relevant to the Company, the functional currency is determined to be Peso. Also, it is the currency of the primary economic environment in which its subsidiaries and associates operate.

*Determination of operating segments*

Determination of operating segments is based on the information about components of the Company that management uses to make decisions about operating matters. Operating segments use internal reports that are regularly reviewed by the Company's chief operating decision maker, which is defined to be the Company's BOD, in order to allocate resources to the segment and assess its performance. The Company reports separate information about an operating segment that meets any of the following quantitative thresholds: (a) its reported revenue, including both sales to external customers and intersegment sales or transfers, is 10 percent or more of the combined revenue, internal and external, of all operating segments; (b) the absolute amount of its reported profit or loss is 10 percent or more of the greater, in absolute amount, of (i) the combined reported profit of all operating segments that did not report a loss and (ii) the combined reported loss of all operating segments that reported a loss; and (c) its assets are 10 percent or more of the combined assets of all operating segments.

The Company determined that its operating segments are organized and managed separately based on the nature of the business segment, with each business representing a strategic business segment. Reportable operating segments as of September 30, 2012 and 2011 and June 30, 2011 and for the years ended September 30, 2012 and June 30, 2011 and 2010 and the three months ended September 30, 2011 are sugar-related businesses, real estate and the Company (see Note 29).

*Classification of financial instruments*

The Group classifies a financial instrument, or its component parts, on initial recognition as a financial asset, a financial liability or an equity instrument in accordance with the substance of the contractual arrangement and the definitions of a financial asset, a financial liability or an equity instrument. The substance of a financial instrument, rather than its legal form, governs its classification in the consolidated balance sheets.

The classifications of the various financial assets and financial liabilities of the Group are disclosed in Note 28.

*Classification of leases*

Management exercises judgment in determining whether substantially all the significant risks and rewards of ownership of the assets held for lease are retained by the Group. Lease contracts in which the Group retains substantially all the risks and rewards incidental to the ownership of the leased item are accounted for as operating leases. Otherwise, these are considered as finance leases. The Group, as a lessor, has entered into property leases where it has determined that it retains all the significant risks and rewards of ownership of those properties. As such, the lease agreements are accounted for as operating leases (see Note 10).

The Group, as a lessee, has entered into various property leases where it has determined that the significant risks and rewards related to those properties are retained with the lessors. As such, the lease agreements are accounted for as operating leases.





*Classification of property held for lease*

Management determines the classification of a property depending on its use. The Group classifies its owner-occupied properties as property, plant and equipment. Properties held to earn rentals or for capital appreciation are classified as investment property. The change of use of properties will trigger a change in classification and accounting of these properties.

The Group classified and accounted for agricultural property amounting to ₱170.4 million as investment property as of September 30, 2011 due to the change in use from owner-occupied property previously used in farm operations by NAVI to farm land rental (see Note 10).

*Classification of liabilities*

The Group classifies its financial liabilities as current when they are due to be settled within twelve months after the reporting period. If the Group has the discretion to roll over an existing obligation for at least 12 months after the reporting date under an existing loan facility, it classifies the obligation as noncurrent, even if it would otherwise be due within a short period. However, when rolling over is not at the discretion of the Group, the Group does not consider the potential to refinance the obligation and classifies the obligation as noncurrent.

Management determined that as of September 30, 2012, the Company has no discretion to roll over the obligation after the reporting period under an existing loan facility, thus, the loan amounting to ₱400.0 million is classified as a current liability (see Note 12).

*Revenue recognition*

Management exercises judgment in determining whether income from sale of real estate properties is recognized in full. Management believes that revenue shall be recognized in full when the collectability of the sales price is reasonably assured and when the risk and rewards over the assets have been transferred, which is usually when the Group collects at least 25% or more of the total contract price.

Estimates and Assumptions

The key assumptions concerning the future and other key sources of estimation uncertainty at the end of the reporting period that have a significant risk of causing a material adjustment to the carrying amounts of assets and liabilities within the next fiscal years are discussed below.

*Determination of provision for impairment of receivables*

The provision for impairment of receivables is estimated based on two methods. The amounts calculated using each of these methods are combined to determine the total amount to be provided. First, specific accounts are evaluated based on information that certain customers may be unable to meet their financial obligations. In these cases, the Group applies judgment, in recording specific allowances against amounts due to reduce receivable amounts expected to be collected, based on the best available facts and circumstances, including but not limited to, the length of relationship with the customer and the customer's current credit status based on third party credit reports and known market factors. These specific allowances are re-evaluated and adjusted as additional information received impacts the amounts estimated. Second, a collective assessment of historical collection, write-off, experience and customer payment terms is determined. The amount and timing of recorded expenses for any period could therefore differ based on the judgments or estimates made. An increase in the Group's allowance for impairment of receivables would increase its recorded general and administrative expenses and decrease its current assets.



As of September 30, 2012 and 2011 and June 30, 2011, the Group's receivables (including noncurrent portion of installment contract receivables) amounted to ₱900.8 million, ₱645.9 million and ₱748.9 million, net of allowance for impairment of receivables of ₱125.3 million, ₱25.9 million and ₱25.6 million, respectively (see Note 5).

*Determination of NRV of inventories and real estate for sale and development*

The Group's estimates of the NRV of inventories and real estate for sale and development are based on the most reliable evidence available at the time the estimates are made and the amount that the inventories and real estate for sale and development are expected to be realized. These estimates consider the fluctuations of price or cost directly relating to events occurring after the end of the reporting period to the extent that such events confirm conditions at the end of the reporting period. A new assessment is made of NRV in each subsequent period. When the circumstances that previously caused inventories and real estate for sale and development to be written down below cost no longer exist or when there is a clear evidence of an increase in NRV because of change in economic circumstances, the amount of the write-down is reversed so that the new carrying amount is the lower of the cost and the revised NRV.

As of September 30, 2012 and 2011 and June 30, 2011, the Group's inventories carried at NRV amounted to ₱510.5 million, ₱1,570.0 million and ₱2,376.4 million, net of allowance for inventory losses and obsolescence amounting to ₱47.5 million, ₱145.9 million and ₱393.8 million, respectively (see Note 6).

The Group's real estate for sale and development amounted ₱340.5 million, ₱328.5 million and ₱329.4 million as of September 30, 2012 and 2011 and June 30, 2011, respectively (see Note 7).

*Allocation of cost to molasses inventory*

Management uses judgment to measure and allocate value to the molasses inventory. When the costs of conversion of each product are not separately identifiable, they are allocated among the products on a rational and consistent basis. The allocation is based on relative sales value of cane product at the completion of production. When the cost of molasses is deemed immaterial, this is measured at NRV and the value is deducted from the cost of the raw and refined sugar.

Portion of molasses inventory amounting to ₱10.5 million, ₱28.9 million and ₱47.0 million as of September 30, 2012 and 2011 and June 30, 2011, respectively, pertains to allocated cost from the total production costs of milled raw and refined sugar (see Note 6).

*Determination of provision for unrecoverable creditable withholding taxes*

Provision for unrecoverable creditable withholding taxes is maintained at a level considered adequate to provide for potentially unrecoverable claims. The Group, on a continuing basis, makes a review of the status of the claims, designed to identify those to be provided with any impairment losses. In these cases, management uses judgment based on the best available facts and circumstances. The amount and timing of recorded expenses for any period would therefore differ based on the judgments or estimates made.

As of September 30, 2012 and 2011 and June 30, 2011, the Group's creditable withholding taxes amounted to ₱258.1 million, ₱189.7 million and ₱181.3 million, net of allowance for losses amounting to ₱17.1 million, ₱16.9 million and ₱14.7 million, respectively (see Note 8).



*Valuation of land under revaluation basis*

The Group's land is carried at revalued amount, which approximates its fair value at the date of the revaluation, less any accumulated impairment losses. The valuation of the land is performed by professionally qualified independent appraisers. The fair value was arrived at using the Market Data Approach for land using gathered available market evidences. Revaluations are made on a regular basis to ensure that the carrying amounts do not differ materially from those which would be determined using fair values at the end of the reporting period. Land carried at revalued amounts as of September 30, 2012 and 2011 and June 30, 2011 amounted to ₱2,774.4 million, ₱2,544.2 million and ₱2,714.6 million, respectively (see Note 11).

The resulting increase in the valuation of these assets based on the valuations made by an independent appraiser is presented under "Revaluation increment on properties," net of the related deferred income tax effect, and "Share in revaluation increment on land of an associate," net of the related deferred income tax effect, in the equity section of the consolidated balance sheets and in the consolidated statements of changes in equity.

*Estimation of useful lives of property, plant and equipment*

The useful life of each of the Group's items of property, plant and equipment is estimated based on the period over which the asset is expected to be available for use. Such estimation is based on a collective assessment of practices of similar businesses, internal technical evaluation and experience with similar assets. The estimated useful life of each asset is reviewed periodically and updated if expectations differ from previous estimates due to physical wear and tear, technical or commercial obsolescence and legal or other limits on the use of the asset. It is possible, however, that future results of operations could be materially affected by changes in the amounts and timing of recorded expenses brought about by the changes in the factors mentioned above. A change in the estimated useful life of any item of property, plant and equipment would impact the recorded operating expense and noncurrent assets.

In 2012, the Group reassessed and changed the estimated useful lives of certain machineries and equipment which resulted to additional depreciation expense amounting to ₱14.7 million in 2012 and in subsequent periods (see Note 11). There was no change in the useful lives of the property, plant and equipment for the periods ended September 30, 2011 and June 30, 2011.

The total carrying value of the Group's depreciable property, plant and equipment as of September 30, 2012 and 2011 and June 30, 2011 amounted to ₱8,319.7 million, ₱8,900.2 million and ₱7,896.6 million, respectively (see Note 11).

*Determination of fair value of the investment properties*

The fair value of the investment properties was determined by professionally qualified independent appraisers using generally acceptable valuation techniques and methods and estimates based on local market conditions existing at the end of the reporting period. The fair value was based on market value. In arriving at the market value, it is assumed that any transaction shall be based on cash or its equivalent consideration.

Investment properties stated at fair value amounted to ₱4,811.1 million, ₱4,806.1 million and ₱4,635.7 million as of September 30, 2012 and 2011 and June 30, 2011, respectively (see Note 10).

*Assessment of impairment of nonfinancial assets and estimation of recoverable amount*

The Group assesses at the end of each reporting period whether there is any indication that the nonfinancial assets listed below may be impaired. If such indication exists, the entity shall



estimate the recoverable amount of the asset, which is the higher of an asset's fair value less costs to sell and its value-in-use. In determining fair value less costs to sell, an appropriate valuation model is used, which can be based on quoted prices or other available fair value indicators. In estimating the value-in-use, the Group is required to make an estimate of the expected future cash flows from the cash generating unit and also to choose an appropriate discount rate in order to calculate the present value of those cash flows.

Determining the recoverable amounts of the nonfinancial assets listed below, which involves the determination of future cash flows expected to be generated from the continued use and ultimate disposition of such assets, requires the use of estimates and assumptions that can materially affect the parent company financial statements. Future events could indicate that these nonfinancial assets are impaired. Any resulting impairment loss could have a material adverse impact on the financial condition and results of operations of the Group.

The preparation of estimated future cash flows involves significant judgment and estimations. While the Group believes that its assumptions are appropriate and reasonable, significant changes in these assumptions may materially affect its assessment of recoverable values and may lead to future additional impairment changes under PFRS.

Assets that are subject to impairment testing when impairment indicators are present (such as obsolescence, physical damage, significant changes to the manner in which the asset is used, worse than expected economic performance, a drop in revenues or other external indicators) are as follows:

	September 30		June 30,
	2012	2011	2011
	<i>(In Thousands)</i>		
Property, plant and equipment (Note 11)	<b>₱11,157,641</b>	₱11,495,695	₱11,855,168
Investment in shares of stock of an associates (Note 9)	<b>712,540</b>	830,889	848,871

For the years ended September 30, 2012 and June 30, 2011 and 2010 and the three months ended

September 30, 2011, the Group has not recognized any impairment loss.

*Estimation of retirement benefits*

The determination of the obligation and cost for pension and other retirement benefits is dependent on the selection of certain assumptions determined by management and used by the actuary in calculating such amounts. Those assumptions are described in Note 17 and include, among others, discount rates, expected rates of return on plan assets and rates of future salary increase. Actual results that differ from the Group's assumptions are accumulated and amortized over future periods and therefore, generally affect the recognized expense and recorded obligation in such future periods. Net pension plan assets as of September 30, 2012 and 2011 and June 30, 2011 amounted to ₱132.0 million, ₱132.2 million and ₱136.1 million, respectively. On the other hand, net pension benefit obligation as of September 30, 2012 and 2011 and June 30, 2011 amounted to ₱86.8 million, ₱1.3 million and ₱2.4 million, respectively. Pension costs amounted to ₱138.7 million, ₱55.0 million and ₱77.3 million for the years ended September 30, 2012 and June 30, 2011 and 2010, respectively, and ₱13.8 million for the three months ended September 30, 2011 (see Note 17).



*Estimation of provisions and contingencies*

The Group provides for present obligations (legal or constructive) where it is probable that there will be an outflow of resources embodying economic benefits that will be required to settle said obligations. An estimate of the provision is based on known information at the end of reporting period, net of any estimated amount that may be reimbursed to the Group. If the effect of the time value of money is material, provisions are discounted using a current pre-tax rate that reflects the risks specific to the liability. The amount of provision is being re-assessed at least on an annual basis to consider new relevant information. The Group is involved in various other labor disputes, litigations, claims, and tax assessments that are normal to its business. Based on the opinion of the Group's legal counsels on the progress and legal grounds of certain tax assessments, the Group recorded provisions amounting to ₱85.0 million, ₱36.6 million of which was paid as of September 30, 2012 (see Note 18). No provision is deemed necessary as of September 30, 2011 and June 30, 2011.

*Recognition of deferred income tax assets*

The Group reviews the carrying amounts at the end of each reporting period and reduces the amount of deferred income tax assets to the extent that it is no longer probable that sufficient future taxable profit will be available to allow all or part of the deferred income tax assets to be utilized. The Group recognized deferred income tax assets on a portion of deductible temporary differences and carryforward benefits of NOLCO and MCIT amounting to ₱293.9 million, ₱105.5 million and ₱114.7 million as of September 30, 2012 and 2011 and June 30, 2011, respectively (see Note 24). Deferred income tax assets were not recognized on deductible temporary differences and carryforward benefits of NOLCO and MCIT with income tax effect amounting to ₱73.1 million, ₱465.0 million and ₱295.0 million as of September 30, 2012 and 2011 and June 30, 2011, respectively, as management believes that it may not be probable that future taxable profit will be available in the near future against which the deferred tax income assets can be utilized.

---

#### 4. Cash and Cash Equivalents

Cash and cash equivalents consist of:

	<b>September 30</b>		June 30,
	<b>2012</b>	2011	2011
	<i>(In Thousands)</i>		
Cash on hand and in banks	<b>₱144,998</b>	₱335,586	₱255,139
Short-term placements	<b>54,170</b>	23,596	148,140
	<b>₱199,168</b>	₱359,182	₱403,279

Short-term placements earn interest ranging from 1.0% to 3.5%, 1.3% to 4.8%, and 1.5% to 6.5% per annum for the years ended September 30, 2012 and June 30, 2011 and 2010, respectively, and 1.3% to 4.0% for the three months ended September 30, 2011. The average maturities of these placements are one day to 60 days. Interest income earned on cash in banks and short-term placements amounted to ₱2.8 million, ₱12.5 million and ₱7.5 million for the years ended September 30, 2012 and June 30, 2011 and 2010, respectively, and ₱2.5 million for the three months ended September 30, 2011.



## 5. Receivables

Receivables consist of:

	<b>September 30</b>		June 30,
	<b>2012</b>	2011	2011
	<i>(In Thousands)</i>		
Trade	<b>₱679,811</b>	₱364,664	₱541,211
Due from:			
Related parties (Note 16)	<b>137,501</b>	87,618	85,831
Employees	<b>59,951</b>	40,000	41,396
Planters and cane haulers	<b>40,979</b>	85,151	26,497
Others	<b>95,935</b>	77,480	54,827
	<b>1,014,177</b>	654,913	749,762
Less allowance for impairment of receivables	<b>125,297</b>	25,853	25,582
	<b>₱888,880</b>	₱629,060	₱724,180

- a. Trade receivables include customers' accounts arising from the sale of real estate properties collectible in monthly installments over a period of 18 to 84 months and bear annual interest ranging from 8% to 20% depending on the terms of the sales contract. Cash received from the sale of real estate properties which did not meet the revenue recognition criteria as set out in Note 2 are recognized under the "Customers' deposits" account in the consolidated balance sheets.
- b. The aggregate future installment receivables under the sales contracts are as follows:

	<b>September 30</b>		June 30,
	<b>2012</b>	2011	2011
Current	<b>₱52,359</b>	₱28,461	₱21,372
Noncurrent	<b>11,951</b>	16,880	24,707
	<b>₱64,310</b>	₱45,341	₱46,079

- c. Due from employees include interest and noninterest-bearing salary, housing and educational loans that are collected through salary deduction.
- d. Other receivables include deposits to suppliers and contractors, other employee housing loans and other nontrade receivables. Other employee housing loans pertain to outstanding receivable from the 2002 sale of a portion of RHI's land in Barrio Bilaran, Nasugbu, Batangas to its employees. Due to the Reorganization Program discussed in Note 1, the employees were transferred to CADPI, whereas, the receivable remained with RHI. These loans bear annual interest of 12% and are payable over 10 years until 2012. As of September 30, 2012 and 2011 and June 30, 2011, current portion of these receivables amounted to ₱2.6 million, ₱1.8 million and ₱2.6 million, net of unearned interest income amounting to ₱0.3 million, ₱0.5 million and ₱0.7 million, respectively.



- e. Details and movements of the allowance for impairment of receivables, determined using specific assessment, follow:

	June 30, 2010	Additions (Note 21)	June 30, 2011	Additions (Note 21)	September 30, 2011	Additions (Note 21)	September 30, 2012
<i>(In Thousands)</i>							
Trade	₱2,915	₱537	₱3,452	₱269	₱3,721	₱95,426	₱99,147
Due from:							
Related parties	3,110	–	3,110	–	3,110	–	3,110
Employees	1,276	66	1,342	–	1,342	–	1,342
Planters and cane haulers	8,035	–	8,035	–	8,035	3,847	11,882
Others	8,764	879	9,643	2	9,645	171	9,816
	<b>₱24,100</b>	<b>₱1,482</b>	<b>₱25,582</b>	<b>₱271</b>	<b>₱25,853</b>	<b>₱99,444</b>	<b>₱125,297</b>

## 6. Inventories

Inventories consist of:

	<b>September 30</b>		June 30,
	<b>2012</b>	2011	2011
<i>(In Thousands)</i>			
At cost:			
Refined sugar	<b>₱247,477</b>	₱55,825	₱251,804
Materials in transit	<b>21,348</b>	13,280	8,910
At NRV:			
Raw sugar	<b>25,003</b>	1,037,443	1,797,287
Molasses	<b>168,281</b>	149,911	129,838
Alcohol	<b>34,816</b>	48,984	85,438
Material and supplies	<b>282,411</b>	333,634	363,833
	<b>₱779,336</b>	<b>₱1,639,077</b>	<b>₱2,637,110</b>

Details and movements of allowances for product inventory losses and obsolescence of materials and supplies as of September 30 and June 30 follow:

	June 30, 2010	Provisions	Reversal/ Write Offs	June 30, 2011	Provisions	Reversal/ Write Offs	September 30, 2011	Provisions	Reversal/ Write Offs	September 30, 2012
<i>(In Thousands)</i>										
Raw sugar, alcohol and molasses	₱–	₱364,556	₱–	₱364,556	₱49,813	(₱325,624)	₱88,745	₱47,529	(₱130,545)	₱5,729
Materials and supplies	29,116	5,572	(5,427)	29,261	28,981	(1,070)	57,172	12,198	(27,602)	41,768
	<b>₱29,116</b>	<b>₱370,128</b>	<b>(₱5,427)</b>	<b>₱393,817</b>	<b>₱78,794</b>	<b>(₱326,694)</b>	<b>₱145,917</b>	<b>₱59,727</b>	<b>(₱158,147)</b>	<b>₱47,497</b>

In 2012, the Group wrote-off certain inventories amounting to ₱158.1 million based on physical losses. These inventories were previously provided with an allowance. Reversal of the allowance for three months ended September 30, 2011 and the year ended June 30, 2011 amounting to ₱326.7 million and ₱5.4 million, respectively, was due to the sale and disposal of these inventories during the said periods.

Cost of inventories recognized as expense and included in “Cost of goods sold” amounted to ₱3,674.7 million, ₱4,923.3 million and ₱3,071.3 million for the years ended September 30, 2012 and June 30, 2011 and 2010, respectively, and ₱1,292.6 million for the three months ended September 30, 2011 (see Note 20).



## 7. Real Estate for Sale and Development

Real estate for sale and development consist of:

	<b>September 30</b>		June 30,
	<b>2012</b>	2011	2011
	<i>(In Thousands)</i>		
Real estate properties for sale	<b>₱7,351</b>	₱16,281	₱20,399
Raw land and land improvements	<b>333,182</b>	312,200	308,952
	<b>₱340,533</b>	₱328,481	₱329,351

Borrowing costs incurred from loans availed specifically to finance the development of the Group's real estate projects amounting to ₱0.5 million, ₱2.1 million and ₱0.1 million were capitalized for the years ended September 30, 2012 and June 30, 2011 and the three months ended September 30, 2011, respectively (see Note 15).

The aggregate cash price values and related aggregate carrying costs of real estate properties held for sale follow:

	<b>September 30</b>		June 30,
	<b>2012</b>	2011	2011
	<i>(In Thousands)</i>		
Aggregate cash price values	<b>₱31,028</b>	₱46,574	₱48,089
Less aggregate carrying costs	<b>7,351</b>	16,281	20,399
Excess of aggregate cash price values over aggregate carrying costs	<b>₱23,677</b>	₱30,293	₱27,690

## 8. Prepayments and Other Current Assets

Prepayments and other current assets consist of:

	<b>September 30</b>		June 30,
	<b>2012</b>	2011	2011
	<i>(In Thousands)</i>		
Input VAT and other prepaid taxes	<b>₱173,202</b>	₱143,031	₱134,443
Creditable withholding taxes - net (Note 21)	<b>258,144</b>	189,728	181,331
Others	<b>47,705</b>	49,278	63,802
	<b>₱479,051</b>	₱382,037	₱379,576

- a. Provision for impairment on creditable withholding taxes amounted to ₱1.7 million for the year ended September 30, 2012 and ₱2.2 million for the three months ended September 30, 2011.
- b. Allowance for impairment on creditable withholding taxes amounted to ₱17.1 million, ₱16.9 million and ₱14.7 million as of September 30, 2012 and 2011 and June 30, 2011, respectively.





- c. Input VAT arises from purchases of equipment and services relating to the Expansion Project and RBC Ethanol Plant construction (see Note 11).
- d. Other current assets consist of deposit to suppliers for purchase of fuel for the Group's ethanol production as of September 30, 2012 and 2011 and June 30, 2011.

## 9. Investment in Shares of Stock of Associates

The Group has the following associates and joint ventures as of September 30, 2012 and 2011 and June 30, 2011:

	Percentage of Ownership	Main Activity
Hawaiian-Philippine Company (HPCo)	29.62 <sup>1</sup>	Sugar mill
Fuego Land Corporation (FLC)	30.00 <sup>2</sup>	Real estate developer
Fuego Development Corporation (FDC)	30.00 <sup>2</sup>	Real estate developer
Club Punta Fuego, Inc. (CPFI)	26.63 <sup>2</sup>	Social recreational and athletic activities
Roxaco - ACM Development Corporation (RADC)	50.00 <sup>2</sup>	Real estate developer

(1) *Effective ownership through RHL.*

(2) *Effective ownership through RLC.*

Details and movements of investment in shares of stock of associates follow:

	<b>September 30</b>		June 30,
	<b>2012</b>	2011	2011
	<i>(In Thousands)</i>		
Acquisition cost:			
Beginning balance	<b>₱308,162</b>	₱308,162	₱308,180
Addition (disposal)	<b>50</b>	-	(18)
Ending balance	<b>308,212</b>	308,162	308,162
Accumulated equity in net earnings:			
Beginning balance	<b>384,319</b>	402,301	313,644
Equity in net earnings (loss)	<b>47,188</b>	(17,982)	180,017
Dividend income	<b>(165,587)</b>	-	(91,360)
Ending balance	<b>265,920</b>	384,319	402,301
Share in:			
Revaluation increment on land	<b>207,492</b>	207,492	207,492
Fair value reserve	<b>5,179</b>	5,179	5,179
Unrealized gain on transfer of land	<b>(59,030)</b>	(59,030)	(59,030)
Allowance for impairment	<b>(15,233)</b>	(15,233)	(15,233)
	<b>₱712,540</b>	₱830,889	₱848,871

- a. HPCo is primarily engaged in the manufacturing and trading of raw and refined sugar, molasses and other sugar by-products.
- b. FLC was formed for the establishment of basic facilities and amenities and consequently for the development of upgraded facilities on some 429,870 square meters of land located in Barangay Natipuan, Nasugbu, Batangas, known as Terrazas de Punta Fuego.



- c. FDC was formed as a 70%-30% joint venture by Landco Pacific Corporation (LPC) and RLC for the establishment of basic facilities and amenities on some 21 hectares of land and consequently for the development of the upgraded facilities on the land.

On August 23, 2005, RLC entered into an Assignment Agreement with FDC. The Agreement provides that RLC shall subscribe to, and FDC shall issue to RLC, 24.0 million shares of stock of FDC with a par value of ₱1.0 per share. On August 25, 2005, RLC transferred to FDC 156,568 square meters of land with a historical cost of ₱3.6 million and fair market value of ₱129.2 million in full payment of the subscription price and in exchange for the shares.

After the subscription of shares and assignment of land, the total equity interest of RLC in FDC increased from 30% to 52%.

On December 5, 2006, the BOD of FDC approved the conversion of certain liabilities to LPC into shares of stock of FDC. On May 8, 2008, the Philippine SEC approved the debt to equity conversion between LPC and FDC and the increase in capital stock of FDC. Consequently, the ownership interest of LPC reverted to 70% and RLC to 30%.

FDC is currently engaged in the sale and development of real estate and industrial properties.

- d. CPFI was formed to promote social, recreational and athletic activities on a non-profit basis among its members, through the acquisition, development, construction, management and a maintenance of a golf course, resort, marina and other sports and recreational facilities on a residential resort community project of RLC, a joint venture with LPC, known as Peninsula de Punta Fuego.

On June 10, 2011, RLC and FDC entered into a share purchase agreement whereby RLC acquired 15,750 issued common shares and deposit for future stock subscription for 47,250 unissued shares of FHPMC in exchange for nine CPFI shares, resulting in 63% ownership of RLC in FHPMC (see Note 2).

FHPMC is a management company with an expertise in managing hotels, resorts and full and limited service companies. One of the properties it manages is Club Punta Fuego which is owned by CPFI.

- e. As of September 30, 2011, RADC has already sold all its real estate units except for the repossessed units on hand and has no available real estate properties to develop. The activities of RADC is now limited to the collection of outstanding receivables, disposal of the remaining construction materials inventory and settlement of payables.

Investment in shares of stock of RADC amounting to ₱3.7 million was provided with allowance for impairment as of September 30, 2012 and 2011 and June 30, 2011.

- f. The accumulated equity in net earnings of associates amounting to ₱265.9 million, ₱384.3 million and ₱402.3 million as of September 30, 2012 and 2011 and June 30, 2011, respectively, is not available for dividend distribution to shareholders, unless received as cash dividends from the associates.



The summarized financial information of associates are as follows:

	<b>September 30</b>		June 30,
	<b>2012</b>	2011	2011
<i>(In Thousands)</i>			
<i>As of September 30, 2012, 2011 and June 30, 2011</i>			
Current assets	<b>₱1,459,706</b>	₱1,815,038	₱1,722,952
Noncurrent assets	<b>1,606,338</b>	1,552,080	1,634,256
Current liabilities	<b>1,145,406</b>	1,243,919	1,157,050
Noncurrent liabilities	<b>224,345</b>	169,480	233,113
Net assets	<b>1,696,293</b>	1,953,719	1,967,045
<i>For the years ended September 30, 2012 and June 30, 2011 and the three months ended September 30, 2011</i>			
Revenue	<b>₱1,407,094</b>	₱521,606	₱1,852,829
Net income (loss)	<b>103,550</b>	(11,405)	404,167

## 10. Investment Properties

Investment properties consist of:

	<b>September 30</b>		June 30,
	<b>2012</b>	2011	2011
<i>(In Thousands)</i>			
Land properties (Notes 15 and 18)	<b>₱4,802,436</b>	₱4,795,516	₱4,625,125
Building (Note 15)	<b>8,650</b>	10,594	10,594
	<b>₱4,811,086</b>	₱4,806,110	₱4,635,719

The reconciliation of the carrying amounts of investment properties are as follows:

	<b>September 30</b>		June 30,
	<b>2012</b>	2011	2011
	<b>(One Year)</b>	<b>(Three Months)</b>	<b>(One Year)</b>
<i>(In Thousands)</i>			
Balance at beginning of period	<b>₱4,806,110</b>	₱4,635,719	₱4,634,267
Transfer from property, plant and equipment (Note 11)	-	170,391	-
Unrealized fair value gains	<b>4,976</b>	-	1,452
Balance at end of period	<b>₱4,811,086</b>	₱4,806,110	₱4,635,719

### The Company

The total carrying amount of the Company's investment properties includes land properties that are subjected to the Comprehensive Agrarian Reform Law (CARL) with total land area of 2,514.76 hectares and total value of ₱4,223.4 million as of September 30, 2012 (see Note 18).

As of September 30, 2012 and 2011 and June 30, 2011, the fair value of investment properties, including those land properties subjected to CARL, are based on the appraised values of the properties as of June 30, 2011 and December 31, 2010, respectively, as determined by a professionally qualified independent appraiser.

Investment properties with carrying value of ₱6.2 million are used as collateral for the Company's



long-term borrowings (see Note 15).

### RLC

Investment property of RLC pertains to a commercial building for lease in Nasugbu, Batangas. The fair value of the investment property as of September 30, 2012 and 2011 and June 30, 2011 are based on the appraisal reports dated September 5, 2011 and September 21, 2010, respectively, as determined by a professionally qualified independent appraiser.

Rental income from this investment property amounted to ₱1.0 million, ₱1.3 million and ₱1.1 million for the years ended September 30, 2012 and June 30, 2011 and 2010, respectively, and ₱0.3 million for the three months ended September 30, 2011.

The investment property was used as collateral for RLC's long-term borrowings (see Note 15).

### NAVI

On December 22, 2010, NAVI entered into a memorandum of agreement with an agricultural company for the lease of NAVI's agricultural land effective July 1, 2011 until fiscal year ending September 30, 2015. The lessee shall deliver to NAVI its share in sugar production in the amount of 18 50-kilogram (Lkg) bags of raw sugar per hectare of plantable area per annum. As a result, NAVI ceased its farm operations in crop year ended June 30, 2011. The land property previously used for NAVI farm operations was reclassified to investment property effective July 1, 2011.

As of September 30, 2012 and 2011, the fair value of the investment property amounted to ₱175.7 million and ₱170.4 million, respectively, as determined by a professionally qualified independent appraiser. There was no movement in fair value of the investment property for the three months ended September 30, 2011.

### *Bases of Valuation*

The value of the properties was arrived at by using the Sales Comparison Approach. This is a comparative approach to value that considers the sales of similar or substitute properties and related market data and establishes a value estimate by processes involving comparison.

Real property taxes incurred in relation to the Group's investment properties amounted to ₱1.7 million and ₱1.3 million for the years ended September 30, 2012 and June 30, 2011, respectively, and ₱0.6 million for the three months ended September 30, 2011.

## **11. Property, Plant and Equipment**

	September 30, 2012					Total
	Buildings and Improvements	Machineries And Equipment	Transportation Equipment	Office Furniture, Fixtures and Equipment	Construction in Progress	
	<i>(In Thousands)</i>					
<b>Cost</b>						
Beginning balances	₱2,763,180	₱11,847,679	₱32,935	₱79,092	₱51,279	₱14,774,165
Additions (Notes 2 and 9)	5,547	43,347	-	1,128	79,087	129,109
Disposals	-	(18,686)	(185)	(306)	-	(19,177)
Reclassifications	766	63,203	1,837	1,054	(66,860)	-
Ending balances	2,769,493	11,935,543	34,587	80,968	63,506	14,884,097
<b>Accumulated Depreciation</b>						
Beginning balances	(860,856)	(4,882,783)	(17,433)	(61,631)	-	(5,822,703)
Depreciation	(113,860)	(566,165)	(5,134)	(7,082)	-	(692,241)
Disposal	-	15,058	108	219	-	15,385
Reclassifications	46	-	(1,209)	(154)	-	(1,317)
Ending balances	(974,670)	(5,433,890)	(23,668)	(68,648)	-	(6,500,876)
<b>Net Book Value</b>	<b>₱1,794,823</b>	<b>₱6,501,653</b>	<b>₱10,919</b>	<b>₱12,320</b>	<b>₱63,506</b>	<b>₱8,383,221</b>



September 30, 2011						
	Buildings and Improvements	Machineries and Equipment	Transportation Equipment	Office Furniture, Fixtures and Equipment	Construction in Progress	Total
<i>(In Thousands)</i>						
<b>Cost</b>						
Beginning balances	₱2,547,012	₱10,987,991	₱32,935	₱88,423	₱1,243,965	₱14,900,326
Additions (Notes 2 and 9)	100	-	-	212	8,560	8,872
Disposals	(5,837)	(114,401)	-	(14,795)	-	(135,033)
Reclassifications	221,905	974,089	-	5,252	(1,201,246)	-
Ending balances	2,763,180	11,847,679	32,935	79,092	51,279	14,774,165
<b>Accumulated Depreciation</b>						
Beginning balances	(835,268)	(4,839,360)	(16,147)	(69,007)	-	(5,759,782)
Depreciation	(28,731)	(137,016)	(1,286)	(4,090)	-	(171,123)
Disposal	3,143	93,593	-	11,466	-	108,202
Reclassifications	-	-	-	-	-	-
Ending balances	(860,856)	(4,882,783)	(17,433)	(61,631)	-	(5,822,703)
<b>Net Book Value</b>	<b>₱1,902,324</b>	<b>₱6,964,896</b>	<b>₱15,502</b>	<b>₱17,461</b>	<b>₱51,279</b>	<b>₱8,951,462</b>

June 30, 2011						
	Buildings and Improvements	Machineries and Equipment	Transportation Equipment	Office Furniture, Fixtures and Equipment	Construction in Progress	Total
<i>(In Thousands)</i>						
<b>Cost</b>						
Beginning balances	₱2,051,649	₱8,851,302	₱38,034	₱75,998	₱3,547,117	₱14,564,100
Additions (Notes 2 and 9)	16,242	44,666	-	6,157	332,325	399,390
Disposals	-	(21,617)	-	(1,851)	-	(23,468)
Reclassifications	479,121	2,113,640	(5,099)	8,119	(2,635,477)	(39,696)
Ending balances	2,547,012	10,987,991	32,935	88,423	1,243,965	14,900,326
<b>Accumulated Depreciation</b>						
Beginning balances	(744,084)	(4,439,723)	(15,345)	(59,309)	-	(5,258,461)
Additions (Notes 2 and 9)	(453)	(1,018)	-	(1,822)	-	(3,293)
Depreciation	(91,270)	(445,430)	(5,146)	(8,638)	-	(550,484)
Disposal	-	10,886	-	1,851	-	12,737
Reclassifications	539	35,925	4,344	(1,089)	-	39,719
Ending balances	(835,268)	(4,839,360)	(16,147)	(69,007)	-	(5,759,782)
<b>Net Book Value</b>	<b>₱1,711,744</b>	<b>₱6,148,631</b>	<b>₱16,788</b>	<b>₱19,416</b>	<b>₱1,243,965</b>	<b>₱9,140,544</b>

Land at appraised values and had it been carried at cost are as follows:

	<b>September 30</b>		June 30,
	<b>2012</b>	2011	2011
<i>(In Thousands)</i>			
Beginning balance at appraised values	<b>₱2,544,233</b>	₱2,714,624	₱2,485,515
Revaluation increase	<b>230,187</b>	-	229,109
Transfer to investment property (Note 10)	-	(170,391)	-
Ending balance at appraised values	<b>₱2,774,420</b>	₱2,544,233	₱2,714,624
At cost	<b>₱49,361</b>	₱49,361	₱59,229

a. Construction in progress

Uncompleted projects as of September 30, 2012 and 2011 pertain mainly to regular plant improvements and capital expenditures. Construction in progress as of June 30, 2011 pertains mainly to the construction of bioethanol plant.

*Milling plant improvement project (the Expansion Project)*

With the intent of improving its revenue generating capability, the Group purchased second-hand mills and related equipment in August 2007 and March 2008.



The Group obtained short-term and long-term borrowings from various banks to finance the Expansion Project, which was substantially completed in fiscal year 2011 (see Notes 12 and 15).

*RBC plant construction project*

On June 27, 2008, in line with the Expansion Project, RBC entered into an agreement to construct its bioethanol plant in La Carlota City, Negros Occidental for a total contracted amount of US\$20.8 million. As of June 30, 2011, the balance in the construction in progress relating to RBC plant amounted to ₱1,173.6 million. RBC has started operating the plant during the three months ended September 30, 2011. RBC reclassified its construction in progress amounting to ₱1,173.9 million in 2011.

b. Capitalization of borrowing costs

Interests from short and long-term borrowings amounting to ₱43.8 million and ₱174.6 million for the years ended June 30, 2011 and 2010, respectively, incurred to finance the Expansion Project were capitalized to property, plant and equipment (see Notes 12 and 15). No capitalization of interest was made for the year ended September 30, 2012 and the three months ended September 30, 2011. The Group amortizes such capitalized interest over the useful life of the qualifying asset to which it relates. Unamortized capitalized interest as of September 30, 2012 and 2011 and June 30, 2011 amounted to ₱434.1 million, ₱477.0 million and ₱487.7 million with corresponding deferred income tax liability of ₱130.2 million, ₱143.1 million and ₱146.3 million, respectively (see Note 24). The rates used to determine the amount of borrowing costs eligible for capitalization were 7.1% and 8.8% for the years ended June 30, 2011 and 2010, respectively, which are the average effective interest rates of the borrowings.

c. Noncash additions to property, plant and equipment

The Group has outstanding liabilities for regular capital expenditures, purchase of equipment relating to the Expansion Project and RBC Plant construction amounting to ₱28.2 million, ₱69.0 million and ₱98.6 million as of September 30, 2012 and 2011 and June 30, 2011, respectively.

d. Depreciation

Depreciation charged to operations are as follows:

	September 30		June 30	
	2012 (One Year)	2011 (Three Months)	2011 (One year)	2010 (One Year)
	<i>(In Thousands)</i>			
Cost of goods sold (Note 20)	<b>₱648,704</b>	₱157,538	₱525,964	₱381,961
General and administrative expenses (Note 21)	<b>43,537</b>	13,585	24,520	27,183
	<b>₱692,241</b>	₱171,123	₱550,484	₱409,144

As of September 30, 2012 and 2011 and June 30, 2011, fully depreciated property, plant and equipment with an aggregate cost of ₱2,182.6 million, ₱1,722.8 million and ₱1,691.3 million, respectively, are still being used in operations.



e. Property, plant and equipment as collateral

Some property, plant and equipment of the Group are mortgaged to secure the Group's loan obligations with creditor banks (see Note 15).

## 12. Short-term Borrowings

### *Loans availed by the Company*

On September 10, 2012, the Bank of the Philippines Islands (BPI) granted a medium-term loan facility to pay-off outstanding long-term loan with Banco de Oro Unibank, Inc. (BDO), with maturity period of 7 years amounting to ₱400.0 million.

On September 20, 2012, BPI approved an additional short-term loan line facility, which shall be re-allocated from the unutilized medium-term loan facility amounting to ₱400.0 million. The Company availed of the short-term loan amounting to ₱400.0 million with maturity period of 30 days and bears interest rate at prevailing market interest rates (initially at 4.50%). The loan agreement is subject to monthly renewal until settlement. The short-term loan facility provides that BPI reserves the right to modify, suspend or cancel the credit facility as maybe warranted by among others, BPI's evaluation of the Company's financial statements and changing market conditions.

### *Loans availed by RLC, CACI, CADPI and RBC*

At various dates in the years ended September 30, 2012 and June 30, 2011 and the three months ended September 30, 2011, RLC, CACI, CADPI and RBC obtained unsecured short-term loans from various local banks to meet their working capital requirements. The loans, which are payable in lump sum on various dates, are subject to annual interest rates ranging from 4.5% to 8.5%, 4.5% to 6.0% and 4.0% to 6.5% and have terms ranging from 28 days to 180 days, 29 to 90 days and 29 to 32 days for the years ended September 30, 2012 and June 30, 2011 and the three months ended September 30, 2011, respectively.

As of September 30, 2012 and 2011 and June 30, 2011, the balance of the short-term loans of the Group amounted to ₱1,638.0 million, ₱2,831.0 million and ₱3,286.5 million, respectively.

Total interest expense recognized from short-term borrowings amounted to ₱128.3 million, ₱126.3 million and ₱163.3 million for the years ended September 30, 2012 and June 30, 2011 and 2010, respectively, and ₱70.6 million for the three months ended September 30, 2011 (see Note 9).

## 13. Accounts Payable and Accrued Expenses

Accounts payable and accrued expenses consist of:

	September 30		June 30,
	2012	2011	2011
	<i>(In Thousands)</i>		
Trade	<b>₱94,922</b>	₱90,363	₱51,809
Accrued expenses:			
Interest (Notes 12 and 15)	<b>48,921</b>	99,945	69,829
Contractors	<b>4,055</b>	4,055	5,428

(Forward)



	<b>September 30</b>		June 30,
	<b>2012</b>	2011	2011
	<i>(In Thousands)</i>		
Outside services	<b>₱1,033</b>	₱1,630	₱1,606
Payroll and other benefits	<b>47,283</b>	37,798	14,625
Purchases	<b>193,839</b>	108,502	92,458
Retention payable	–	45,357	96,229
Due to planters	<b>58,191</b>	13,633	15,242
Payable to government agencies for taxes and contributions	<b>122,284</b>	84,177	52,112
Due to related parties (Note 16)	<b>64,936</b>	50,591	46,356
Others (Note 11)	<b>131,587</b>	145,688	164,680
	<b>₱767,051</b>	₱681,739	₱610,374

Accrued purchases consist principally of accruals for purchase of goods and services such as utilities, freight and handling and repairs and maintenance. Other payables include liabilities to third parties for sugar liens and other related fees and purchases of equipment relating to the Expansion Project (see Note 11).

#### 14. Customers' Deposits

Customers' deposits represent noninterest-bearing cash deposits from buyers of the Group's sugar and molasses and cash received from the sale of real estate properties which did not meet the revenue recognition criteria as set out in Note 2. Deposits from buyers of sugar and molasses will be applied against future deliveries of sugar and molasses which are expected to be completed in the next 12 months. Deposits from sale of real estate properties are applied against the receivable upon recognition of revenue. Customers' deposits amounted to ₱72.6 million, ₱174.0 million and ₱135.4 million as of September 30, 2012 and 2011 and June 30, 2011, respectively.

#### 15. Long-term Borrowings

Long-term borrowings consist of:

	<b>September 30</b>		June 30,
	<b>2012</b>	2011	2011
	<i>(In Thousands)</i>		
BDO	<b>₱4,368,484</b>	₱4,966,954	₱5,148,438
Syndicated Loan Agreement:			
Bank of the Philippine Islands (BPI)	<b>896,552</b>	953,105	965,517
Rizal Commercial Banking Corporation (RCBC)	<b>448,276</b>	465,517	482,759
BPI - Asset Management and Trust Group (AMTG)	–	477,930	500,000
BPI	<b>500,000</b>	–	–
BPI Family Savings Bank	<b>8,672</b>	–	–
	<b>6,221,984</b>	6,863,506	7,096,714
Current portion	<b>(165,940)</b>	(934,641)	(912,361)
Noncurrent portion presented as current	–	(5,928,865)	(6,157,686)
	<b>₱6,056,044</b>	₱–	₱26,667





a. Loans availed by the Company

On January 20, 2009, the Company availed of a loan facility with BDO with a credit line of ₱650.0 million to finance the full implementation of the Group's reorganization plan. The loan facility is made available to the Company and RHI provided that combined availments does not exceed the credit line.

The loan is secured by real estate mortgages over several investment properties and property and equipment owned by the Company and properties for development owned by RLC and pledge over shares of stock of RHI held by the Company totaling to 597,606,670 shares. Investment properties, property and equipment and shares of stock of RHI held by the Company under collateral totaled ₱1.9 billion as of September 30, 2012 and 2011 and June 30, 2011 (see Notes 9, 10 and 11).

As of September 30, 2011, the Company has availed of loans amounting to ₱427.0 million, which bear interest ranging from 5.63% to 6.75%, to be repriced every quarter as agreed by the parties. Long-term borrowings amounting to ₱217.0 million and ₱210.0 million are payable in equal quarterly installments until January 20, 2015 and October 15, 2015, respectively.

In 2012, the Company availed of a loan amounting to ₱31.2 million which bear interest at 5.25% per annum to be repriced every quarter as agreed by the parties. This loan is payable in lump sum on September 10, 2015.

Principal payments amounted to ₱399.9 million for the year ended September 30, 2012.

Long-term borrowings of the Company amounted to ₱31.2 million, ₱399.9 million and ₱413.4 million as of September 30, 2012 and 2011 and June 30, 2011, respectively.

b. Loans availed by RHI and its subsidiaries

On February 8, 2008, RHI signed the long-term and short-term loan facility with BDO for an aggregate amount of ₱6,189.0 million. The principal amount of debt accommodation is shared by RHI and CADPI/CACI amounting to ₱1,570.0 million and ₱4,619.0 million, respectively. In addition, on February 14, 2008, CADPI and CACI entered into a Syndicated Loan Agreement with BPI and RCBC (with BPI as the lead bank) for a total credit line of ₱1,500.0 million. On the same date, CADPI also signed a loan facility with BPI-AMTG amounting to ₱500.0 million. On March 12, 2008, CADPI and CACI signed an amendment to the Syndicated Loan Agreement and loan facility with BPI-AMTG clarifying certain provisions of the original agreements.

*RHI*

On May 5, 2008, RHI availed loans from BDO amounting to ₱143.3 million to finance its Shares Buy Back Program. The principal of the loan is payable quarterly starting on the 4th year of the 10-year term.

Short-term loans availed from BDO on May 5, 2008 and October 29, 2008 amounting to ₱400.0 million and ₱175.0 million, respectively, were replaced by long-term borrowings. As such, the principal of the loan will be payable quarterly starting on the 4th year of the original 10-year term.



The original interest rates of the long-term loans are subject to quarterly repricing as agreed by the parties. In fiscal year 2010, the Company exercised its option to fix the quarterly interest rate of the loans at 8.93% beginning August 5, 2009 until the end of the loan terms. On January 31, 2011, RHI, CADPI and CACI entered into an agreement with BDO for the interest rate reduction on long-term loans to 6.5%, subject to certain conditions.

On March 20, 2012, RHI, CADPI and CACI entered into an amendment to facility agreement with BDO for the modification of the Group's interest rate option and principal repayment schedule. The amendment became effective on May 5, 2012 and provides for an interest rate per annum equivalent to the higher of: (a) the sum of three-month PDST-F rate plus 1.50% spread plus Gross Receipts Tax (GRT), or; (b) the sum of the *Banko Sentral ng Pilipinas* (BSP) reverse repurchase overnight rate (RRP rate) plus 1.50% spread plus GRT.

The amendment also provides for an option to convert the relevant interest rate to fixed interest rate per annum, equivalent to the higher of: (a) the sum of seven-year PDST-F rate plus 1.50% spread plus GRT, or; (b) the sum of BSP RRP overnight rate plus 1.50% spread plus GRT.

The amendment also revised the repayment schedule of the BDO loans. The outstanding balance of the loan shall be paid by RHI, CADPI and CACI over a seven-year amortization period on an equal quarterly basis, commencing on November 5, 2014.

In February 2012, RHI availed a three-year loan amounting to ₱1.6 million. The principal and interest of the loan is payable in equal monthly installments starting on February 22, 2012.

In various dates in 2012 and August 2011, RHI paid loans from BDO amounting to ₱42.0 million and ₱31.4 million, respectively.

#### *CADPI*

On February 14, 2008, CADPI entered into a loan agreement with BPI-AMTG to avail loans in two tranches with an aggregate principal amount of ₱500.0 million. Tranche "A" of the loan amounting to ₱300.0 million bears fixed annual interest of 7.97% and payable on the 5th anniversary date of the borrowing. On the other hand, Tranche "B" of the loan amounting to ₱200.0 million bears fixed annual interest of 8.36% and payable on an installment basis, ₱2.0 million on the 5th and 6th anniversary date of the borrowing and the balance on the 7th anniversary date of the borrowing.

On May 5, 2008, CADPI availed loans from BDO BPI and RCBC amounting to ₱365.9 million, ₱167.2 million and ₱83.6 million, respectively, which bear fixed annual interest rates subject to quarterly repricing. Loans availed are with 10-year terms and will all mature on May 5, 2018.

On October 29, 2008, additional loans were availed by CADPI from BDO, BPI and RCBC amounting to ₱459.0 million, ₱143.6 million and ₱71.4 million, respectively, with interest rates subject to quarterly repricing as agreed by the parties.

In fiscal year 2010, CADPI also exercised its option to fix the quarterly interest rates of its floating rate loans availed in May 2008 and October 2008. Interest rates were fixed to 8.79% for BPI loans and 8.93% for BDO and RCBC loans, which became effective beginning August 5, 2009 until the end of the loan terms.



On February 12, 2010, CADPI availed additional loans from the undrawn portion of the total credit facility from BDO, BPI and RCBC amounting to ₱1,050.5 million, ₱329.3 million and ₱166.2 million, respectively. Loans availed from BDO carry fixed interest rate of 8.84% and are payable in 28 monthly installments beginning August 5, 2011. Loans availed from BPI and RCBC with fixed interest rates of 8.70% and 8.84%, respectively, are payable in 29 equal quarterly installments beginning May 2011.

On January 31, 2011, RHI, CADPI and CACI entered into an agreement with BDO for the interest rate reduction on long-term loans to 6.5% and for the modification of the Group's interest rate option and principal repayment schedule on March 31, 2012.

On February 6, 2012, CADPI and CACI entered into a Second Amendment with BPI and RCBC for the modification in the interest rate and principal repayment schedule. The amendment is effective on February 5, 2012. The amendment provides for a floating interest rate with a one-time option to convert the relevant interest rate to a fixed interest rate per annum. The floating interest rate in this second amendment is similar to the interest rate for the March 20, 2012 amendment in the BDO loans. The one-time option to convert the interest rate to a fixed interest rate per annum provides for a fixed interest rate equivalent to: (a) benchmark rate plus one and 36/100 percent for BPI loans, and; (b) benchmark rate plus 1.50% for RCBC loans. For purposes of the amendment, the benchmark rate is similar to that used for the March 20, 2012 amendment to the BDO loans.

On June 14, 2012, CADPI availed additional loans from BPI amounting to ₱500.0 million, the proceeds of which are used to pay-off CADPI's long-term loan with BPI-AMTG amounting to ₱477.9 million. The loan carries interest rate per annum equivalent to the higher of: (a) the sum of the base rate plus one-and-a-half percent (1.50%), or; (b) the BSP RRP overnight rate plus one-and-a-half percent (1.50%). Gross Receipts Tax shall be for the account of CADPI. The loan is payable in 15 equal consecutive quarterly installments on each repayment date, with the first installment commencing on no later than November 5, 2014.

In various dates in 2012, CADPI paid loans from BDO, BPI and RCBC amounting to ₱107.8 million, ₱44.2 million and ₱11.1 million, respectively. In August 2011, CADPI paid loans from BDO, BPI and RCBC amounting to ₱81.7 million, ₱22.1 million and ₱11.1 million, respectively. In May 2011, CADPI paid loans from BPI and RCBC amounting to ₱22.1 million and ₱11.1 million, respectively.

#### *CACI*

On May 5, 2008, CACI availed loans from BDO, BPI and RCBC amounting to ₱395.3 million, ₱129.8 million and ₱64.9 million, respectively, with interest rates subject to quarterly repricing. Loans availed are with 10-year terms and payable in 29 and 28 quarterly installments beginning May 2011 for BPI and RCBC and August 2011 for BDO, respectively.

In fiscal year 2010, CACI exercised its option to fix the quarterly interest rates of its floating rate loans. Interest rates were fixed to 8.79% for BPI loans and 8.93% for BDO and RCBC beginning August 5, 2009 until the end of the loan terms.

On August 12, 2009, CACI availed additional loans from BPI and RCBC amounting to ₱230.2 million and ₱113.9 million, respectively. On August 10, 2009, CACI also obtained additional loan from BDO amounting to ₱781.0 million. Loans availed from BPI and RCBC with fixed interest rates of 8.74% and 8.88%, respectively, are payable in 29 equal quarterly installments beginning May 2011. Loans availed from BDO, on the other hand, carry fixed interest rate of 8.94% and are payable in 28 quarterly installments beginning August 5, 2011.



As discussed, on January 31, 2011, RHI, CADPI and CACI entered into an agreement with BDO for the interest rate reduction on long-term loans to 6.5% and for the modification in the Group's interest rate option and principal repayment schedule on March 31, 2012. On February 6, 2012, CADPI and CACI entered into a Second Amendment with BPI and RCBC for the modification in the interest rate and principal repayment schedule.

In various dates in 2012, CACI paid loans from BDO, BPI and RCBC amounting to ₱68.2 million, ₱12.4 million and ₱6.1 million, respectively. In August 2011, CACI paid loans from BDO, BPI and RCBC amounting to ₱51.5 million, ₱12.4 million and ₱6.2 million, respectively. In May 2011, CACI paid loans from BPI and RCBC amounting to ₱12.4 million and ₱6.2 million, respectively.

#### *RBC*

On June 17, 2011, RBC availed long-term loan with BDO amounting to ₱925.0 million to finance working capital requirements. Loan availed carries quarterly repricing interest rate and is payable quarterly starting on the 3rd year of the 10-year term from drawdown date.

#### c. Loans availed by RLC

On February 3, 2009, RLC obtained a term loan facility from BDO amounting to ₱40.0 million to finance the development of its real estate projects (see Note 7). The loan facility was issued on a staggered basis, with the first ₱8.0 million issued in 2009 and the remaining ₱32.0 million released in 2010. The loans bear fixed interest rates ranging from 6.1% to 6.6% for the first 45 to 92 days and to be repriced every 30 to 180 days. Principal amounts are payable quarterly after the two-year grace period allowed by the bank until May 4, 2014.

The loan facility is secured by RLC's investment property, with fair value of ₱8.7 million, ₱10.6 million and ₱10.6 million as of September 30, 2012 and 2011 and June 30, 2011, as well as the assignment of leasehold rentals from the said property (see Note 10).

#### Debt Arrangement Fees and Borrowings Costs

As part of the Syndicated Loan Agreement with BPI/RCBC, the Group incurred debt arrangement fees amounting to ₱59.4 million in 2008. Amortization of debt arrangement fees included under interest expense amounted to ₱35.7 million for the year ended June 30, 2011. Debt arrangement fees were fully amortized as of June 30, 2011.

Total interest expense recognized from long-term borrowings amounted to ₱374.4 million, ₱513.6 million and ₱182.9 million for the years ended September 30, 2012 and June 30, 2011 and 2010, respectively, and ₱119.0 million for the three months ended September 30, 2011, excluding capitalized interest of ₱0.4 million, ₱2.1 million and ₱137.9 million for the years ended September 30, 2012 and June 30, 2011 and 2010, respectively, and ₱0.1 million for the three months ended September 30, 2011 (see Notes 7 and 11).

#### Suretyship Agreements and Mortgage Trust Indenture and Debt Covenants

##### *The Company*

In relation to the BDO loan facility, the Company, RHI and RLC entered in a Continuing Suretyship Agreement with BDO. Under the Agreement, BDO shall have the right to proceed



against the surety for the payment of the secured obligations. The suretyship shall remain in full force and effect to secure any future indebtedness until released by the bank at the request of the surety.

*RHI and its subsidiaries*

In relation to the BDO Loan Facility executed on February 8, 2008, RHI, CADPI and CACI, entered into a Continuing Suretyship Agreement with BDO. Under this Agreement, BDO shall have the right to set-off the secured obligations in solidarity against all the borrowers' properties.

On February 14, 2008, RHI, CADPI, CACI and RBC, entered into a separate suretyship agreement arising out of the Syndicated Loan Agreement which warrants the due and faithful performance by the borrowers of all obligations due to the creditor banks, BPI and RCBC. The suretyship shall remain in full force and effect until full and due payment of the indebtedness under the Syndicated Loan Agreement. In addition, all liens of the creditor banks shall have rights of set-off in solidarity against the borrower's properties.

Further in 2009, the RHI, CADPI and CACI executed a Mortgage Trust Indenture (MTI) to secure the loans obtained from BDO, BPI and RCBC. The MTI covers properties in: (a) Nasugbu, Batangas which consist mainly of RHI's land and CADPI's properties with an aggregate carrying value of ₱2.2 billion, ₱2.1 billion and ₱2.1 billion and ₱3.8 billion, ₱4.1 billion and ₱4.2 billion, respectively, as of September 30, 2012 and 2011 and June 30, 2011 and (b) CACI's properties in La Carlota, Negros Occidental with an aggregate carrying value of ₱4.0 billion as of September 30, 2012 and 2011 and June 30, 2011.

In 2011, RBC executed an MTI to secure the loans obtained from BDO. The MTI covers RBC's properties in La Carlota, Negros Occidental with an aggregate carrying value of ₱1.5 billion as of September 30, 2012.

Loan Covenants

The loan agreements of RHI and its subsidiaries are subject to certain covenants such as but not limited to:

- maintenance of debt service coverage ratio (DSCR) of at least 1.25 times and debt to equity ratio of not more than 70:30;
- prohibition on purchase of additional equipment except in pursuance of its sugar expansion and ethanol project;
- prohibition on any material change in ownership or control of its business or capital stock or in the composition of its top level management; and
- prohibition on declaration or payment of dividends or any other capital or other asset distribution to its stockholders, unless the required financial ratios are maintained.

As a result of the significant drop in sugar prices in the last quarter of fiscal year 2011, among other factors, as discussed in Note 1, RHI and subsidiaries incurred losses on the disposal of sugar inventories. In fiscal year ended June 30, 2011 and three months ended September 30, 2011, the Group did not meet the minimum DSCR required under the long-term loan agreements with certain creditor banks, which constitutes an event of default on such loans. Further, due to cross default provisions of the Company's and RLC's loans, this resulted in an event of default on these loans. In view of this, the noncurrent portion of long-term borrowings amounting to ₱5.9 billion and ₱6.2 billion is presented as current liabilities as of September 30, 2011 and June 30, 2011, respectively.



As discussed in Notes 1 and 3, in September and October 2011, the Group obtained from the creditor banks a waiver of breach of covenant on the DSCR covering fiscal year ended June 30, 2011 and interim period ended September 30, 2011. In December 2011 and January 2012, a similar waiver was obtained by the Group from these creditor banks covering the period October 2011 to September 2012. The Group continues to present the noncurrent portion of long-term debt amounting to ₱5.9 billion as current as of September 30, 2011 since the Group does not have an unconditional right to defer settlement for at least 12 months from September 30, 2011.

As a result of the renegotiation made with the banks as discussed above and positive results of operations achieved in 2012, the Group has complied with its loan covenants as of September 30, 2012, thus, has reclassified the noncurrent portion of the loans to noncurrent liabilities as of September 30, 2012.

Maturities of Long-term Borrowings

The maturities of the Group's long-term borrowings are as follow:

	<u>September 30</u>		June 30,
	<u>2012</u>	2011	2011
Less than one year	<b>₱165,940</b>	₱6,863,506	₱7,070,047
Between one and two years	<b>246,946</b>	–	26,667
Between two and five years	<b>3,730,886</b>	–	–
Over five years	<b>2,078,212</b>	–	–
	<b>₱6,221,984</b>	₱6,863,506	₱7,096,714

**16. Related Party Transactions**

a. Outstanding balances of the Group with other related parties are as follows:

	Relationship	<u>September 30, 2012</u>		September 30, 2011		June 30, 2011	
		Advances		Advances		Advances	
		To (Note 5)	From (Note 13)	To (Note 5)	From (Note 13)	To (Note 5)	From (Note 13)
FDC	Associate	<b>₱48,610</b>	<b>₱13,211</b>	₱60,738	₱12,846	₱60,738	₱12,159
FLC	Associate	<b>14,984</b>	<b>8,816</b>	14,984	3,473	14,984	–
RADC	Associate	–	<b>10,966</b>	–	10,968	–	10,968
VJ Properties, Inc. (VJPI) (Note 18)	Joint venture partner	<b>8,814</b>	–	9,739	–	9,742	–
Marilo Realty Development Corporation (Note 18)	Joint venture partner	<b>1,193</b>	<b>310</b>	–	368	–	369
LPC	Affiliate Retirement	<b>3,173</b>	<b>31,145</b>	–	22,614	–	22,282
CADPI Retirement Fund	Fund	<b>60,525</b>	–	–	–	–	–
Others	Affiliate	<b>202</b>	<b>488</b>	2,157	322	367	578
		<b>₱137,501</b>	<b>₱64,936</b>	₱87,618	₱50,591	₱85,831	₱46,356

- i. In 2004, RLC and LPC by way of a Deed of Assignment of Rights, assigned to Punta Fuego Holdings Corporation (PFHC) the rights and privileges to their 105 and 245 club shares in CPF, respectively. In consideration of the assignment of rights and privileges, PFHC will pay RLC and LPC an amount equivalent to 85% of the net income earned from the club shares to be remitted on or before May 5 of each year beginning 2005. The respective shares of RLC and LPC shall be computed in proportion to the number of club shares which they have each assigned. In 2005, PFHC and FDC merged with FDC as the surviving entity. As a result, FDC assumed the said liability of PFHC to RLC. As of September 30, 2011 and June 30, 2011, RLC is in negotiation with FDC for the allocation of the actual number of shares assigned. RLC did not recognize assignment fee in 2011 and 2010.



- ii. Advances from related parties used for working capital requirements of RLC are noninterest-bearing and have no fixed repayment terms.
- b. As of September 30, 2012 and 2011 and June 30, 2011, the Company's outstanding receivables from CADPRFI represent advance payments made by the Company to its redundated employees.
- c. Transactions and balances with related parties eliminated during consolidation are as follows:

	<b>September 30</b>		June 30,
	<b>2012</b>	2011	2011
<i>(In Thousands)</i>			
Due from related parties:			
RLC	<b>₱10,145</b>	₱33,418	₱13,381
UVC	<b>627</b>	200	200
RHI	<b>16,442</b>	16,442	16,984
CADPI	<b>7,579</b>	7,571	7,571
CACI	<b>25,522</b>	25,522	25,522
	<b>₱60,315</b>	₱83,153	₱63,658
Dividends receivable	<b>₱14,711</b>	₱-	₱-
Rental income - RHI	<b>₱466</b>	₱140	₱365
Dividend income:			
RLC	<b>₱42,000</b>	3,000	12,000
RHI	<b>35,856</b>	-	-
UVC	<b>300</b>	500	-
	<b>₱78,156</b>	₱3,500	₱12,000
Management fee - RLC	<b>₱1,200</b>	₱300	₱1,200

Following are the specific terms and conditions of the transactions with the above mentioned subsidiaries:

- i. The Company has a management agreement with RLC whereby the Company shall provide technical and administrative services on all aspects of RLC's operations for a fee as stipulated in the agreement. The management agreement is effective from January 1, 2006 up to December 31, 2007. The agreement will automatically renew for another two years, unless terminated by both parties. As of September 30, 2012 and 2011, and June 30, 2011, the management agreement was renewed by both parties. Management fee amounted to ₱1.2 million for the years ended September 30, 2012, and June 30, 2011 and 2010 and ₱0.3 million for the three months ended September 30, 2011.
- ii. The Company has a contract of lease with RHI for the rental of a portion of the 7<sup>th</sup> floor of Cacho-Gonzales Building, 101 Aguirre Street, Legaspi Village, Makati City starting January 2009. The lease is renewable annually at the option of the Company under such terms and conditions mutually acceptable by the parties.
- iii. RLC declared cash dividends totaling to ₱42.0 million, ₱12.0 million and ₱16.0 million for the years ended September 30, 2012 and June 30, 2011 and 2010, respectively, and ₱3.0 million for the three months ended September 30, 2011.
- iv. UVC declared cash dividends amounting to ₱0.3 million in December 2011.



- v. In September 2012, RHI declared cash dividends to its stockholders. Cash dividends received by the Company amounted to ₱35.9 million at ₱0.06 per share. As of September 30, 2012, dividends receivable from RHI amounted to ₱14.7 million.
- d. Transactions such as rental arrangements are made under normal commercial terms and conditions. Outstanding balances at year-end are unsecured and settlement occurs in cash, unless otherwise indicated above. No guarantees have been provided or received for these balances. Advances to and from related parties are non-interest bearing and have no fixed repayment terms. No impairment of the receivables have been recorded. Impairment review is undertaken each financial year.
- e. Compensation of key management is as follows:

	September 30		June 30	
	2012 (One Year)	2011 (Three Months)	2011 (One Year)	2010 (One Year)
	<i>(In Thousands)</i>			
Salaries and other short-term benefits	<b>₱53,901</b>	₱10,295	₱57,782	₱56,078
Retirement benefits	<b>3,470</b>	2,932	166	292
	<b>₱57,371</b>	₱13,227	₱57,948	₱56,370

There are no other long-term benefits, termination benefits and share-based payment.

## 17. Retirement Benefits

### Net Pension Plan Assets

The Company, RLC and RHI maintain individual and separately funded non-contributory defined benefit plans (the Plans) covering all eligible employees. Under the Plans, the normal retirement age is 65. A participant may opt to retire at age 60 or after rendering 20 years of continued service. Retirement benefits, for both normal and optional retirement, is equivalent to two months average basic salary for each year of service rendered.

The amounts recognized as net pension assets in the consolidated balance sheets follows:

	September 30		June 30,
	2012	2011	2011
	<i>(In Thousands)</i>		
Present value of obligation	<b>₱58,575</b>	₱174,046	₱205,815
Fair value of plan assets	<b>110,332</b>	248,440	254,863
Surplus	<b>51,757</b>	74,394	49,048
Unrecognized actuarial loss	<b>80,250</b>	57,855	87,012
Net pension plan assets	<b>₱132,007</b>	₱132,249	₱136,060

Plan assets cannot be returned to the Company, RLC and RHI unless on circumstances discussed in Note 2. The net pension plan assets as of September 30, 2012 and 2011 and June 30, 2011 amounting to ₱132.0 million, ₱132.2 million and ₱136.1 million, respectively, will be used to reduce future contributions to the retirement fund. Consequently, a portion of the Group's retained earnings related to pension plan asset, net of deferred income tax effect, is not available for dividend declaration





The movements in the defined benefit obligation are as follows:

	<b>September 30</b>		June 30,
	<b>2012</b>	2011	2011
	<b>(One Year)</b>	(Three Months)	(One Year)
	<i>(In Thousands)</i>		
Beginning of period	<b>₱174,046</b>	₱205,815	₱198,420
Current service cost	<b>11,462</b>	2,866	10,960
Interest cost	<b>12,993</b>	3,862	16,619
Benefits paid	<b>(159,282)</b>	(38,497)	(34,520)
Transferred liability from CADPI and CACI	<b>(7,043)</b>	-	-
Curtailment loss	<b>36,310</b>	-	-
Actuarial loss (gain)	<b>(9,911)</b>	-	14,336
<b>End of period</b>	<b>₱58,575</b>	₱174,046	₱205,815

The movements in the fair value of plan assets are as follows:

	<b>September 30</b>		June 30,
	<b>2012</b>	2011	2011
	<b>(One Year)</b>	(Three Months)	(One Year)
	<i>(In Thousands)</i>		
Beginning of period	<b>₱248,440</b>	₱254,863	₱273,787
Expected return on plan assets	<b>14,840</b>	3,805	18,572
Contributions	<b>(159,281)</b>	495	3,224
Benefits paid	<b>52,183</b>	(38,497)	(34,520)
Actuarial gain (loss)	<b>(45,850)</b>	27,774	(6,200)
<b>End of period</b>	<b>₱110,332</b>	₱248,440	₱254,863

Plan assets of the Company, RLC and RHI consist of:

	September 30, 2012		September 30, 2011		June 30, 2011	
	Percentage	Amount <i>(In Thousands)</i>	Percentage	Amount <i>(In Thousands)</i>	Percentage	Amount <i>(In Thousands)</i>
Stocks and other securities	<b>102%</b>	<b>₱112,845</b>	56%	₱139,079	53%	₱134,179
Government securities	<b>3%</b>	<b>3,000</b>	19%	45,637	22%	56,622
Cash and cash equivalents	<b>19%</b>	<b>21,370</b>	23%	58,349	23%	58,619
Receivables	<b>4%</b>	<b>4,818</b>	2%	5,433	2%	6,550
Liabilities	<b>(28%)</b>	<b>(31,701)</b>	-	(58)	-	(1,107)
	<b>100%</b>	<b>₱110,332</b>	100%	₱248,440	100%	₱254,863

The Company and RLC are expected to contribute a total of ₱2.9 million to their respective funds for fiscal year ending September 30, 2013, while RHI has no expected contribution for the same period.

As of September 30, 2012 and 2011 and June 30, 2011, pension plan assets of RHI, which are managed by a trustee, include investments in equity securities of RHI with a fair value amounting to ₱88.0 million, ₱96.2 million and ₱86.6 million, respectively.



Net Pension Benefit Obligation

CACI maintains a funded, non-contributory defined benefit plan covering all its eligible employees. Under the plan, the normal retirement age is 65 irrespective of years of service. A participant may, at his option, elect to retire or CACI may, at its option, retire any participant at any time after attaining the age of 50 regardless of number of years in service or upon completion of 20 years of continuous service to CACI even if below 50 years of age. Normal and early retirement benefits are equivalent to one month latest salary for every year of service.

CADPI also maintains a funded, non-contributory defined benefit plan covering all its regular employees. Under the plan, the normal retirement age is 65 irrespective of years of service. A participant may opt to retire at age 60 regardless of number of years in service or upon completion of 20 years of continuous service to CADPI even if below 60 years of age. Normal retirement benefits consist of an amount equivalent to two times the employee's latest monthly salary multiplied by the number of years of service.

FHPMC, on the other hand, provides for the estimated retirement benefits of qualified employees as required under Republic Act (R.A.) No. 7641. In the absence of a formal retirement plan, under the R.A. 7641, an employee who retires shall be entitled to retirement pay equivalent to at least one-half month salary of every year of service, a fraction of at least six months being considered as one whole year.

The amounts recognized as net pension benefit obligation in the consolidated balance sheets follows:

	<b>September 30</b>		June 30,
	<b>2012</b>	2011	2011
	<i>(In Thousands)</i>		
Present value of obligation	<b>₱456,386</b>	₱422,799	₱446,743
Fair value of plan assets	<b>352,673</b>	356,957	387,704
Deficit	<b>103,713</b>	65,842	59,039
Unrecognized actuarial loss	<b>(16,926)</b>	(64,552)	(56,662)
<b>Net pension benefit obligation</b>	<b>₱86,787</b>	₱1,290	₱2,377

The movements in the defined benefit obligation are as follows:

	<b>September 30</b>		June 30,
	<b>2012</b>	2011	2011
	<b>(One Year)</b>	(Three Months)	(One Year)
	<i>(In Thousands)</i>		
Beginning of period	<b>₱422,799</b>	₱446,743	₱423,920
Current service cost	<b>22,614</b>	5,856	22,248
Interest cost	<b>33,838</b>	9,055	38,890
Benefits paid	<b>(219,997)</b>	(43,156)	(59,413)
Curtailment loss	<b>52,127</b>	-	2,199
Actuarial loss	<b>137,962</b>	4,301	17,680
Transferred liability from RHI	<b>7,043</b>	-	-
Additions arising from acquisition of a subsidiary (Notes 2 and 9)	-	-	1,219
<b>End of period</b>	<b>₱456,386</b>	₱422,799	₱446,743



The movements in the fair value of plan assets are as follows:

	<b>September 30</b>		June 30,
	<b>2012</b>	2011	2011
	<b>(One Year)</b>	(Three Months)	(One Year)
	<i>(In Thousands)</i>		
Beginning of period	<b>₱356,957</b>	₱387,704	₱334,273
Expected return on plan assets	<b>22,165</b>	5,953	20,915
Contributions	<b>40,783</b>	9,541	82,277
Benefits paid	<b>(219,756)</b>	(41,998)	(59,413)
Transferred liability from RHI	<b>2,224</b>	-	-
Actuarial gain (loss)	<b>150,300</b>	(4,243)	9,652
<b>End of period</b>	<b>₱352,673</b>	₱356,957	₱387,704

Plan assets of CACI and CADPI consist of:

	<b>September 30, 2012</b>		September 30, 2011		June 30, 2011	
	<b>Percentage</b>	<b>Amount (In Thousands)</b>	Percentage	Amount (In Thousands)	Percentage	Amount (In Thousands)
Stocks and other securities	<b>59%</b>	<b>₱208,041</b>	68%	₱240,979	59%	₱228,012
Government securities	<b>2%</b>	<b>7,320</b>	4%	12,638	3%	12,598
Cash and cash equivalents	<b>20%</b>	<b>70,220</b>	8%	32,428	11%	43,396
Receivables	<b>6%</b>	<b>19,615</b>	20%	69,838	27%	102,485
Prepayments	<b>17%</b>	<b>58,653</b>	-	1,267	-	1,387
Liabilities	<b>(4%)</b>	<b>(11,176)</b>	-	(193)	-	(174)
	<b>100%</b>	<b>₱352,673</b>	100%	₱356,957	100%	₱387,704

CADPI and CACI are expected to contribute a total of ₱27.0 million to their respective fund for the year ending September 30, 2013.

#### Pension Costs

The consolidated pension costs recognized follow:

	<b>September 30</b>		June 30	
	<b>2012</b>	2011	2011	2010
	<b>(One Year)</b>	(Three Months)	(One Year)	(One Year)
	<i>(In Thousands)</i>			
Current service cost	<b>₱34,076</b>	₱8,650	₱33,208	₱26,343
Interest cost	<b>46,831</b>	12,917	55,509	52,118
Expected return on plan assets	<b>(37,005)</b>	(9,758)	(39,487)	(33,383)
Actuarial loss (gain) recognized during the period	<b>6,364</b>	2,037	3,532	(525)
Curtailement loss	<b>88,437</b>	-	2,199	-
Amortization of net transitional liability	-	-	-	32,765
	<b>₱138,703</b>	₱13,846	₱54,961	₱77,318

The actual return on plan assets amounted to ₱117.4 million, ₱24.3 million and ₱26.7 million for the years ended September 30, 2012 and June 30, 2011 and 2010, respectively and ₱8.4 million for the three months ended September 30, 2011.

The expected return on plan assets were determined based on a reputable fund trustee's yield rate for risk portfolio similar to that of the fund with consideration to the funds' past performance.



The principal actuarial assumptions used in determining retirement benefits and gratuities cost as of the beginning of each period follows:

	September 30,	June 30		
	2011	2011	2010	2009
Discount rate	3% to 11%	3% to 11%	5% to 9%	7% to 19%
Expected return on plan assets	4% to 7%	4% to 7%	4% to 7%	5% to 8%
Future salary increases	5% to 6%	5% to 6%	5% to 8%	5%

As of September 30, 2012, the assumptions used are discount rate per annum of 5.0% to 8.2%, expected return on plan assets of 3% to 7% and future salary increase rate of 5 to 6%.

Assumptions regarding future mortality and disability are based on advice from published statistics and experience in the Philippines.

The Group's consolidated amounts for the current and previous periods are as follows:

	September 30		June 30		
	2012	2011	2011	2010	2009
			<i>(In Thousands)</i>		
Present value of obligation	<b>₱514,961</b>	₱596,845	₱652,559	₱622,340	₱504,535
Plan assets	<b>463,005</b>	605,397	642,568	608,060	536,488
Deficit (surplus)	<b>51,956</b>	(8,551)	9,991	14,280	(31,953)
Experience adjustments on plan assets - loss (gain)	<b>448</b>	62	(13,312)	-	22,692
Experience adjustments on plan obligation - gain (loss)	<b>196</b>	(60)	(23,794)	(25,025)	120

#### Redundancy Program

In December 2011, the Group implemented a redundancy and right-sizing program to reduce the Group's operating costs and expenses. As of September 30, 2012, the Group has paid ₱351.0 million to all redundated employees.

---

## 18. Commitments and Contingencies

### The Company

#### *Land Properties Subjected to CARL*

The Comprehensive Agrarian Reform Law (CARL) provides, among others, the redistribution of all private and agricultural lands regardless of tenurial arrangements and commodity produced, subject to certain terms and conditions.

Prior to the effectivity of the CARL, the Company was the registered owner of around 2,900 hectares of land located in Nasugbu, Batangas. In 1993, the Department of Agrarian Reform (DAR) issued Notices of Coverage, and subsequently, Certificates of Land Ownership Awards (CLOAs) covering 2,676 hectares of the Company's three haciendas - Palico, Banilad and Carmen/Caylaway.

Sometime in 1993, the Company filed a case questioning the DAR's acquisition proceedings and asking for the cancellation of the CLOAs. On December 17, 1999, the Supreme Court promulgated its Decision in GR No. 127876 nullifying the DAR acquisition proceedings over the three haciendas. The High Tribunal ruled that the Company's right to due process was violated by the DAR. However, the Supreme Court did not nullify the CLOAs that were issued by the DAR despite its declaration that the acquisition proceedings were null and void.



In May 2000, the Company filed with the DAR an application for CARL exemption of its three Haciendas in Nasugbu. This exemption application was based on Presidential Proclamation (PP) No. 1520, which declared the entire municipality of Nasugbu as a Tourist Zone. The Company likewise filed exemption applications for smaller areas based on the 1982 Zoning Ordinance of Nasugbu, Batangas.

In December 2009, the Supreme Court ruled that PP No. 1520 did not automatically reclassify the agricultural lands in Nasugbu, Batangas to non-agricultural lands. However, the Court noted that the Company “can only look to the provisions of the Tourism Act and not to PP No. 1520, for possible exemption”.

Consequently, in April 2010, RCI filed with the Tourism Infrastructure and Enterprise Zone Authority (TIEZA) an application to declare fourteen (14) specific geographical areas within the Company’s landholdings as tourism zones. To date, this application has remained unacted upon.

In February 2012, the Supreme Court affirmed the exemption of the 21.1236-hectare property from the coverage of the CARP.

In October 2012, the Company disclosed that DAR published the Notice of Coverage on several RCI properties aggregating 2,514.76 hectares. The Company filed a protest in the office of the DAR against the wrongful coverage [failure to observe the proper rules before publishing the said Notice of Coverage and the applicable law (RA 6657 vs. RA 9700)]. The protest is still pending before the DAR.

In November 2012, the BOD authorized the Company to Voluntary Offer to Sell (VOS) certain properties to the DAR.

In total, there are about 235 hectares of land that were declared by the courts or the DAR as exempt from the coverage of CARL, including the 21-hectare property declared exempt by the Supreme Court in its Decision dated September 5, 2011 in GRN 169331.

RHI and its Subsidiaries

- a. CACI and CADPI (the “Mills”) have milling contracts with the planters which provide for a 65% and 35% sharing between the planters and Mills, respectively, of sugar, molasses and other sugar cane by-products, except bagasse, produced every crop year.
- b. The Group has in its custody the following sugar owned by quedan holders:

	September 30, 2012		September 30, 2011		June 30, 2011	
	Total volume (In thousands) (Lkg*)	Estimated market value (In Millions)	Total volume (In thousands) (Lkg*)	Estimated market value (In Millions)	Total volume (In thousands) (Lkg*)	Estimated market value (In Millions)
Raw sugar	363	₱536	550	₱744	1,548	₱2,135
Refined sugar	128	226	309	675	612	1,481
	<b>491</b>	<b>₱762</b>	859	₱1,419	2,160	₱3,616

\*Equivalent to 50 kilogram bag per unit.

The above volume of sugar is not reflected in the consolidated balance sheets since these are not assets of the Group. The Group is accountable to quedan holders for the value of trusted sugar or their sales proceeds.

- c. CADPI entered into sales contracts with principal customers for the sale of raw and refined sugar and molasses. As of September 30, 2012 and 2011 and June 30, 2011, CADPI has outstanding sales contracts for refined sugar with a total value of ₱149.3 million, ₱1,478.6 million and ₱2,035.1 million, equivalent to 66,497 LKg, 571,635 LKg and 784,673 LKg, respectively.



CADPI received cash deposits from customers for the above transactions as of September 30, 2012 and 2011 and June 30, 2011, which will be applied against future deliveries of sugar and molasses. These deposits are classified as current liabilities (see Note 14).

d. CADPI entered into agreements as follows:

- (i) Lease of offsite warehouse for a period of one year renewable at the option of CADPI as lessee through notification in writing not later than 90 days prior to the expiration of the agreement. Related rent expense charged to operations amounted to ₱0.4 million each for the years ended September 30, 2012 and June 30, 2011 and 2010 and ₱0.1 million for the three months ended September 30, 2011 (see Note 20).
  - (ii) Contract for hauling services for the transport of sugarcane from the plantation to the mill. Related hauling expense charged to operations amounted to ₱123.7 million, ₱126.6 million and ₱105.5 million for the years ended September 30, 2012 and June 30, 2011 and 2010 (see Note 20). There were no hauling expenses incurred for the three months ended September 30, 2011.
- e. On January 14, 2009, RBC and World Bank signed a \$3.2 million Emission Reduction Purchase Agreement (ERPA) for the purchase of carbon emission credits under the Clean Development Mechanism of the Kyoto Protocol. The ERPA will also avoid at least 50,000 metric tons of carbon dioxide each year and has a crediting period of 10 years starting 2010.

As part of the ERPA, part of the revenue for the purchase of the credits will be used to finance RBC's community development projects.

As of December 17, 2012, the Group has not recorded any carbon emission credits.

- f. There are pending labor and other legal cases and claims in the ordinary course of RHI and its subsidiaries as at September 30, 2012 and 2011 and in the opinion of management and legal counsel, the ultimate outcome of all but one of these cases will not have a material effect on the financial position and performance of the Group. Consequently, no provision related to these legal cases was made in the consolidated financial statements except for the disputed claim for which the Group has provided ₱85.0 million, ₱36.6 million of which was paid as of September 30, 2012 (see Note 20).
- g. As of September 30, 2012 and 2011 and June 30, 2011, the Group has unused lines of credit from local banks amounting to ₱892.0 million, ₱862.0 million and ₱745.0 million, respectively (see Notes 12 and 15).

#### RLC

##### *Joint Venture*

On December 2, 2009, RLC entered into a joint venture agreement with VJ Properties, Inc. (VJPI) for the development of Anya Resorts and Residences in Tagaytay, Cavite. RLC agreed to contribute the business and conceptual development plan, land development costs and management expertise and manpower for the full and effective implementation of the development plan. In addition, RLC also advanced ₱10.0 million to VJPI as an indication of its commitment to the project. In return for their respective contributions, the parties agreed to distribute and allocate among themselves the developed saleable lots and villas. Total costs incurred for the project as of September 30, 2012 and 2011 and June 30, 2011 and 2010 amounted to ₱37.2 million, ₱26.2 million, ₱22.8 million and ₱7.6 million, respectively, and are presented as part of "Raw land



and land improvements” under “Real estate for sale and development” in the consolidated balance sheets (see Note 7).

## 19. Revenue

	September 30		June 30	
	2012 (One Year)	2011 (Three Months)	2011 (One Year)	2010 (One Year)
	<i>(In Thousands)</i>			
Refined sugar	<b>₱3,648,085</b>	₱762,580	₱3,770,277	₱3,716,206
Raw sugar	<b>3,008,261</b>	549,454	3,533,816	1,853,949
Alcohol	<b>672,166</b>	63,400	39,096	–
Tolling fees	<b>125,927</b>	22,767	218,276	290,268
Sale of real estate	<b>95,149</b>	18,452	68,429	86,186
Molasses	<b>196,267</b>	3,753	315,569	318,235
Others	<b>23,625</b>	5,395	32,863	24,309
	<b>₱7,769,480</b>	₱1,425,801	₱7,978,326	₱6,289,153

## 20. Cost of Goods Sold

	September 30		June 30	
	2012 (One Year)	2011 (Three Months)	2011 (One Year)	2010 (One Year)
	<i>(In Thousands)</i>			
Purchased sugar (Note 6)	<b>₱2,758,851</b>	₱404,781	₱4,813,283	₱2,776,875
Cost of transporting cane to mill (Notes 6 and 18)	<b>888,670</b>	13,740	1,124,367	641,979
Direct labor (Note 22)	<b>399,912</b>	84,731	355,642	373,027
Net changes in inventories (Note 6)	<b>27,155</b>	874,050	(1,014,375)	(347,547)
Tolling fees	–	–	3,796	12,086
Manufacturing overhead:				
Depreciation (Note 11)	<b>648,704</b>	157,538	525,964	381,961
Materials and consumables	<b>276,778</b>	32,805	238,264	266,560
Fuel and oil	<b>250,690</b>	29,190	423,573	408,900
Repairs and maintenance	<b>244,355</b>	78,138	376,137	372,401
Taxes and licenses (Note 18)	<b>150,942</b>	29,533	146,879	120,566
Outside services	<b>89,016</b>	24,607	129,120	113,089
Communication, light and water	<b>72,364</b>	22,560	71,840	58,461
Rent (Note 18)	<b>51,224</b>	4,762	72,182	73,748
Others	<b>38,131</b>	7,833	46,989	38,186
Provision for inventory losses and obsolescence (Note 6)	<b>59,727</b>	78,794	370,128	12,449
Cost of real estate sales	<b>40,694</b>	11,493	43,432	52,769
	<b>₱5,997,213</b>	₱1,854,555	₱7,727,221	₱5,355,510

## 21. Operating Expenses

### Selling Expenses

Selling expenses mainly pertain to delivery charges, marketing and other fees.



### General and Administrative Expenses

The components of general and administrative expenses are as follows:

	September 30		June 30	
	2012 (One Year)	2011 (Three Months)	2011 (One Year)	2010 (One Year)
<i>(In Thousands)</i>				
Salaries, wages and other employee benefits (Notes 17 and 22)	<b>₱330,206</b>	₱75,485	₱271,565	₱267,421
Provision for impairment of receivables and unrecoverable creditable withholding taxes (Notes 5 and 8)	<b>102,066</b>	2,511	603	5,945
Provision for loss (Note 18)	<b>85,003</b>	–	–	–
Outside services	<b>79,840</b>	17,179	46,453	96,228
Taxes and licenses	<b>66,734</b>	14,295	63,246	73,618
Depreciation (Note 11)	<b>43,537</b>	13,585	24,520	27,183
Insurance	<b>29,920</b>	12,178	36,898	25,534
Rent	<b>23,491</b>	5,601	24,820	17,219
Materials and consumables	<b>22,018</b>	7,315	39,597	39,297
Travel and transportation	<b>20,933</b>	4,673	19,737	23,196
Communication, light and water	<b>12,584</b>	2,848	11,684	10,596
Repairs and maintenance	<b>12,407</b>	1,885	14,424	15,449
Representation and entertainment	<b>6,475</b>	1,363	8,005	9,512
Corporate social responsibility	<b>2,474</b>	770	5,933	8,018
Others	<b>63,820</b>	19,575	69,808	96,653
	<b>₱901,508</b>	₱179,263	₱637,293	₱715,869

Others include professional fees, training and development and other miscellaneous charges.

### 22. Personnel Costs

The components of employee benefits are as follows:

	September 30		June 30	
	2012 (One Year)	2011 (Three Months)	2011 (One Year)	2010 (One Year)
<i>(In Thousands)</i>				
Salaries and wages (Notes 20 and 21)	<b>₱430,478</b>	₱92,816	₱375,046	₱393,153
Allowances and other employee benefits (Notes 20 and 21)	<b>160,937</b>	53,552	197,200	169,977
Pension costs (Note 17)	<b>138,703</b>	13,848	54,961	77,318
	<b>₱730,118</b>	₱160,216	₱627,207	₱640,448

### 23. Other Income - Net

	September 30		June 30	
	2012 (One Year)	2011 (Three Months)	2011 (One Year)	2010 (One Year)
<i>(In Thousands)</i>				
Recovery from insurance claim	<b>₱20,676</b>	₱27,650	₱24,688	₱141,341

(Forward)





	September 30		June 30	
	2012 (One Year)	2011 (Three Months)	2011 (One Year)	2010 (One Year)
	<i>(In Thousands)</i>			
Foreign exchange gains (losses) - net (Note 28)	<b>(P7,773)</b>	P4,793	(P5,258)	P2,720
Sugar and molasses handling fees	<b>11,335</b>	1,640	3,261	20,481
Sale of scrap	<b>10,393</b>	1,201	37,769	58,013
Gain (loss) or disposal of property and equipment and investment properties	<b>530</b>	(13,981)	(7,782)	972
Others	<b>93,157</b>	29,206	33,668	68,242
	<b>P128,318</b>	P50,509	P86,346	P291,769

Recovery from insurance claims pertains to the amount collected from the insurer which represents recovery from loss of an irreparable equipment. Others pertain mainly to replenishment fees.

## 24. Income Taxes

- a. The components of the Group's consolidated net deferred income tax assets and net deferred income tax liabilities represent the tax effects of the following temporary differences:

	September 30, 2012		September 30, 2011		June 30, 2011	
	Net Deferred Income Tax Assets(1)	Net Deferred Income Tax Liabilities (2)	Net Deferred Income Tax Assets	Net Deferred Income Tax Liabilities (As restated, Note 2)	Net Deferred Income Tax Assets	Net Deferred Income Tax Liabilities (As restated, Note 2)
	<i>(In Thousands)</i>					
<b>Deferred income tax assets on:</b>						
Allowance for:						
Impairment of receivables (Note 5)	<b>P35,654</b>	P-	P933	P5,772	P933	P5,772
Sugar inventory losses (Note 6)	<b>766</b>	-	-	-	-	5,475
Inventory obsolescence (Note 6)	<b>11,747</b>	-	-	12,603	-	7,128
Impairment of investment in shares of stock of associates (Note 9)	<b>1,384</b>	-	1,384	-	1,384	-
Deductible temporary difference arising from use of the installment method of revenue recognition for tax reporting	<b>1,303</b>	-	319	-	-	-
Pension benefit obligation (Note 17)	<b>25,721</b>	-	-	-	-	-
Unamortized past service cost	<b>55,491</b>	<b>819</b>	295	57,933	285	60,772
Unrealized foreign exchange loss	<b>1,428</b>	-	-	-	56	-
Unrealized gross profit on inventories NOLCO	<b>89,357</b>	<b>675</b>	-	14,658	-	14,657
Excess MCIT	<b>46,511</b>	<b>4,363</b>	-	7,364	-	13,430
Allowance for unrealized CWT	<b>3,663</b>	-	-	4,253	-	4,762
Various accruals	<b>15,033</b>	-	-	-	-	-
	<b>288,058</b>	<b>5,857</b>	2,931	102,583	2,658	111,996
<b>Deferred income tax liabilities on:</b>						
Revaluation increment on properties (Note 25)	<b>(4,995)</b>	<b>(761,898)</b>	-	(696,231)	-	(696,231)
Unamortized capitalized interest (Note 11)	<b>(130,236)</b>	-	-	(143,087)	-	(146,300)
Pension plan assets (Note 17)	<b>(989)</b>	<b>(38,613)</b>	(824)	(38,850)	(828)	(39,989)
Unamortized debt arrangement fees (Note 15)	-	-	-	-	-	-
Unrealized foreign exchange gain	-	-	(7)	-	-	(12)
Taxable temporary difference arising from use of the installment method of revenue recognition for tax reporting	-	-	-	-	(627)	-
Unrealized fair value gains on investment properties (Note 10)	<b>(450)</b>	-	(1,033)	-	(1,033)	-
Unrealized share in fair value reserve of an associate (Note 9)	-	<b>(171)</b>	-	(171)	-	(171)
	<b>(136,670)</b>	<b>(800,682)</b>	(1,864)	(878,339)	(2,488)	(882,703)
<b>Deferred income tax assets (liabilities) - net</b>	<b>P151,388</b>	<b>(P794,825)</b>	P1,067	(P775,756)	P170	(P770,707)

(1) The recognized net deferred income tax assets pertain to the Company, RLC, CADPI and CACI

(2) The recognized net deferred income tax liabilities pertain to RHI, RBC and NAVI.



- b. In 2012, the Company decided to early adopt the amendments to PAS 12 beginning October 1, 2012. The adoption of the amendment resulted in a reversal of previously recognized deferred income tax liability, increase in opening retained earnings as of July 1, 2011 by P277.5 million and reduced the deferred income tax liability of the same amount as of September 30, 2011 and June 30, 2011(see Note 2).
- c. Details of benefits arising from NOLCO and MCIT and the corresponding analysis of the income tax effect are as follow:

*NOLCO*

Incurring in	Balance as of the Beginning of the Period	Applied	Expired	Balance as of the End of the Period	Tax Effect	Available Until
<i>(In Thousands)</i>						
June 30, 2010	P165,274	(P16,882)	P-	P148,392	P44,518	September 30, 2012
June 30, 2011	389,152	(313,026)	-	76,126	22,838	September 30, 2013
September 30, 2011	893,801	(577,333)	-	316,468	94,940	September 30, 2014
September 30, 2012	58,122	-	-	58,122	17,437	September 30, 2015
	<b>P1,506,349</b>	<b>(P907,241)</b>	<b>P-</b>	<b>P599,108</b>	<b>P179,733</b>	

*MCIT*

Incurring in	Balance as of the Beginning of the Period	Applied	Expired	Balance as of the End of the Period	Available Until
<i>(In Thousands)</i>					
June 30, 2010	P6,354	(P4,875)	P-	P1,479	September 30, 2012
June 30, 2011	9,175	(157)	-	9,018	September 30, 2013
September 30, 2011	1,005	-	-	1,005	September 30, 2014
September 30, 2012	49,206	-	-	49,206	September 30, 2015
	<b>P65,740</b>	<b>(P5,032)</b>	<b>P-</b>	<b>P60,708</b>	

Details of NOLCO, excess MCIT and other deductible differences for which no deferred income tax assets were recognized are as follows:

	<b>September 30</b>		June 30,
	<b>2012</b>	2011	2011
NOLCO	<b>P148,652</b>	P1,406,798	P587,048
MCIT	<b>7,946</b>	7,580	8,483
Provision for sugar losses	<b>3,176</b>	88,745	346,306
Provision for inventory obsolescence	<b>2,611</b>	15,162	5,500
Pension benefit obligation	-	-	2,377
Allowance for impairment of receivables	<b>15,208</b>	3,503	3,234
Allowance for impairment of shares of stock of associates	<b>47,542</b>	10,620	10,620

Deferred income tax assets pertaining to NOLCO, excess MCIT and other deductible temporary differences amounting to P73.1 million, P465.0 million and P295.0 million as of September 30, 2012 and 2011 and June 30, 2011, respectively, were not recognized as management believes that it may not be probable that sufficient future taxable profits will be available against which the NOLCO, excess MCIT and other deductible temporary differences can be utilized.



- c. The reconciliation between the provision for (benefit from) income tax computed at the applicable statutory tax rate and provision for income tax presented in the consolidated statements of income follows:

	September 30		June 30	
	2012 (One Year)	2011 (Three Months)	2011 (One Year)	2010 (One Year)
	(In Thousands)			
Provision for (benefit from) income tax at statutory rates	<b>₱143,427</b>	(₱231,857)	(₱233,496)	₱89,957
Adjustments resulting from:				
Application of deductible temporary differences and NOLCO for which no deferred income tax assets were previously recognized	<b>(380,256)</b>	(52,651)	(1,818)	(1,359)
Expiration of excess MCIT credits	<b>14</b>	1,256	411	-
Unrecognized deferred income tax assets arising from deductible temporary differences and NOLCO	<b>61,888</b>	282,733	287,410	44,234
Tax effects of:				
Deficiency taxes	<b>25,501</b>	-	-	-
Nondeductible interest expense	<b>227</b>	-	-	-
Interest and dividend income subjected to final tax	<b>(284)</b>	(101)	(185)	(563)
Equity in net loss (earnings) of associates (Note 9)	<b>(14,734)</b>	5,395	(54,005)	(43,381)
Depreciation on appraisal increase	-	-	-	952
Others	<b>9,878</b>	382	6,034	1,097
Provision for (benefit from) income tax	<b>(₱154,339)</b>	₱5,157	₱4,351	₱90,937

## 25. Equity

- a. Share capital

Details of share capital as of September 30, 2012 and 2011 and June 30, 2011 follow:

	Number of shares	Amount
Authorized common shares "Class A"		
at ₱1 par value each	3,375,000,000	₱3,375,000,000
Issued and outstanding common shares "Class A"		
at ₱1 par value each	2,911,885,869	₱2,911,885,869

To effect the merger (see Note 1), the authorized capital stock increased from ₱1,962.5 million to ₱3,375.0 million. Further, the issued and outstanding share capital increased from ₱1,545.9 million to ₱2,911.9 million in 2009.

- b. Track record of registration:

Date	Number of Shares Licensed	Issue/Offer Price
October 7, 1918	15,000	₱100.00
February 15, 1963	2,500,000	10.00
September 30, 1969	3,000,000	10.00

(Forward)



Date	Number of Shares Licensed	Issue/Offer Price
January 13, 1977	5,000,000	₱10.00
May 21, 1990	12,500,000	10.00*
December 3, 1996	200,000,000	1.00
October 26, 1999	400,000,000	1.00
April 2, 2002	2,000,000,000	1.00
February 7, 2005	1,962,500,000	1.00
June 23, 2009	3,375,000,000	1.00

\* *Par Value was subsequently reduced to ₱1.00*

c. Share premium and revaluation increment on properties

In 2002, RHI undertook major activities relating to the Reorganization Program. As part of this, the sugar milling and refinery business in Nasugbu, Batangas was spun-off to CADPI (see Note 1). The assets and liabilities, excluding land in Nasugbu, were transferred by RHI as capital contribution to CADPI. Such properties transferred include revaluation increment on depreciable property, plant and equipment amounting to ₱150.6 million. Thus, the carrying value of the net assets transferred to CADPI, including the revaluation increment, was deemed as the historical cost of such assets for CADPI.

On December 1, 2002, RHI exchanged its shareholdings in CADPI, CCSI and CFSI for ₱1.3 billion of CADPGC's common shares with a par value of ₱1 per share for ₱2.0 billion, the cost of investments in RHI's books immediately before the transfer. CADPGC recorded a premium of ₱596.8 million and set-up share in revaluation increment in property of subsidiary amounting to ₱150.6 million. Consequently, RHI's ownership interest in CADPGC increased and CADPI, CCSI and CFSI became 100%-owned subsidiaries of CADPGC.

On July 1, 2004, CADPGC's Negros sugar milling business was spun-off, which was the last phase of the Reorganization Program. The said spin-off, as approved by the Philippine SEC on February 10, 2004, involved the transfer of CADPGC's net assets aggregating to ₱1.4 billion in exchange for CACI's 200 million common shares at ₱1 per share (see Note 1). The basis of valuation of the CACI shares received by CADPGC was the carrying value of the transferred net assets, which included the land at appraised values.

d. Restructuring on equity

As discussed in Note 1, CADPGC and RCI have undertaken a merger effective June 29, 2009, with CADPGC as the surviving entity. The transaction was accounted for under pooling of interests and as such, comparative balances were presented as if the combining entities have always been combined. As a result, RCI's investment in CADPGC amounting to ₱119.0 million in 2008 prior to the merger was accounted for as treasury shares. Further, the excess between the consideration received and equity acquired arising from the merger was recognized by the combined entities as a component of equity under "Other equity reserve" which amounted to ₱4.0 billion in 2009.

In the fiscal year ended June 30, 2011, the Group opted to transfer the balance of the "Other equity reserve" arising from the merger between RCI and CADPGC as discussed in the preceding paragraph to retained earnings as management believes that such transfer of the "Other equity reserve" arising from the merger will result to a more useful and relevant financial statements. In January 2011, SEC had concurred with the adjustments made by the Company.



e. Retained earnings

*Restricted retained earnings*

Retained earnings that are not available for dividend declaration are as follows:

	September 30		June 30	
	2012	2011 (As restated, Note 2)	2011 (As restated, Note 2)	2010 (As restated, Note 2)
Application of revaluation increment against deficit	<b>₱203,075</b>	₱203,075	₱203,075	₱203,075
Net unrealized fair value gains on investment properties included in the retained earnings (Note 2)	<b>296,967</b>	296,967	296,967	296,967
	<b>₱500,042</b>	₱500,042	₱500,042	₱500,042

On October 14, 1999, the Philippine SEC approved the Company's quasi-reorganization which involved the elimination of deficit amounting to ₱203.1 million as of July 31, 1999 by offsetting the entire amount against the revaluation increment on land. For purposes of dividend declaration, the retained earnings of the Company shall be restricted to the extent of the deficit wiped out by the appraisal increment.

For purposes of dividend declaration, the retained earnings of the Company shall be restricted to the extent of the appraisal increase on investment properties that was closed to retained earnings, net of the debit balance of "Other equity reserve".

Further, unrestricted retained earnings include accumulated earnings of consolidated subsidiaries and unconsolidated associates amounting to ₱781.2 million and ₱1,249.7 million as of June 30, 2011 and 2010, respectively, which are not available for distribution to the Company's stockholders unless received as cash dividends from investees.

*Dividends declaration*

Cash dividends declared by RHI from retained earnings follow:

Date Approved	Per Share	Total Amount (In Thousands)	Stockholders of Record Date	Date Paid/Issued
September 17, 2012	₱0.06	₱54,573	October 1, 2012	October 12, 2012

No dividends were declared by the Company in 2012, 2011 and 2010.

Outstanding dividends payable amounting to ₱4.4 million as of September 30, 2012 and ₱4.5 million as of September 30, 2011 and June 30, 2011 pertains to the dividend declaration in 2009.



f. Share Prices

The principal market for the Company's share of stock is the Philippine Stock Exchange. The high and low trading prices of the Company's share for each quarter within the last three fiscal years are as follows:

Quarter	High	Low
October 2011 through September 2012		
First	₱2.10	₱1.10
Second	3.20	1.26
Third	2.85	1.51
Fourth	2.25	1.51
July 2011 through September 2011	1.11	1.10
July 2010 through June 2011		
First	0.95	0.95
Second	1.64	0.95
Third	1.40	1.11
Fourth	1.12	1.11
July 2009 through June 2010		
First	2.20	1.70
Second	2.06	1.80
Third	1.80	1.08
Fourth	1.58	0.95

---

26. Earnings (Loss) Per Share

Basic/diluted earnings (loss) per share (ELPS) are computed as follows:

	September 30		June 30	
	2012 (One Year)	2011 (Three Months)	2011 (One Year)	2010 (One Year)
	<i>(In Thousands except ELPS)</i>			
Net income (loss) attributable to the equity holders of the Company	₱402,920	(₱513,362)	(₱525,970)	₱99,639
Weighted average number of shares issued and outstanding	2,911,886	2,911,886	2,911,886	2,911,886
Basic/diluted earnings (loss) per share	₱0.14	(₱0.18)	(₱0.18)	₱0.03

There are no potential dilutive common shares as of September 30, 2012 and 2011 and June 30, 2011 and 2010.

---

27. Capital Management

The primary objective of the Group's capital management is to ensure that it maintains strong credit and healthy capital ratios in order to support its business and maximize shareholder value.

The Group's dividend declaration is dependent on availability of earnings and operating requirements. The Group manages its capital structure and makes adjustment to it, in light of changes in economic conditions. To maintain or adjust capital structure, the Group may adjust the dividend payment to shareholders, return capital to shareholders or issue new shares. No changes



were made in the objectives, policies or processes for the years ended September 30, 2012 and June 30, 2011 and 2010 and the three months ended September 30, 2011.

Management considers the total consolidated equity reflected in the consolidated balance sheets as its capital. The Group monitors its use of capital using leverage ratios, specifically, DSCR and debt-to-equity ratio. It also monitors its DSCR to ensure that there would be sufficient amount of cash flow available to meet annual interest and principal payments on debt.

The Group is required to maintain a maximum debt-to-equity ratio of 2.33:1 and minimum DSCR of 1.25:1 by its creditor banks. The Group has the following financial ratios:

	September 30		June 30	
	2012	2011	2011	2010
	<i>(In Thousands except ratio)</i>			
Total liabilities	<b>₱9,635,202</b>	₱11,625,707	₱12,201,107	₱10,634,644
Total equity	<b>10,080,730</b>	9,028,380	9,806,393	10,424,438
Total liabilities and equity	<b>₱19,715,932</b>	₱20,654,087	₱22,007,500	₱21,059,082
Debt-to-equity ratio	<b>0.96:1.00</b>	1.29:1.00	1.24:1.00	1.02:1.00

## 28. Financial Instruments

### Financial Risk Management Objectives and Policies

The Group's principal financial instruments comprise cash and short-term placements, trade receivables and accounts payable and accrued expenses, which arise directly from its operations. The Group has other financial instruments such as due from and to related parties, due from employees, short and long-term borrowings and dividends payable.

The main risks arising from the Group's financial instruments are liquidity risk, credit risk, interest rate risk and foreign currency risk. The Group monitors the market price risk arising from all financial instruments. The Group is also exposed to commodity price risk. Risk management is carried out by senior management under the guidance and direction of the BOD of the Company.

### *Liquidity risk*

Liquidity risk arises from the possibility that the Group may encounter difficulties in raising funds to meet maturing obligations.

The Group's objective is to maintain sufficient cash and cash equivalents and the availability of funding through an adequate amount of committed credit facilities. Due to the dynamic nature of the business, the Group aims to maintain flexibility in funding by keeping track of daily cash flows and maintaining committed credit lines available (see Note 12 and 15).

The tables below summarize the maturity profile of the Group's financial liabilities based on contractual undiscounted payments and the related financial assets used for liquidity management as of September 30, 2012 and 2011 and June 30, 2011:

	September 30, 2012						Total
	On demand	<1 year	>1-<2 yrs	>2-<4 yrs	>4-<5 yrs	>5 yrs	
	<i>(In Thousands)</i>						
Short-term borrowings*	<b>₱183,258</b>	<b>₱1,459,932</b>	<b>₱-</b>	<b>₱-</b>	<b>₱-</b>	<b>₱-</b>	<b>₱1,643,190</b>
Accounts payable and accrued expenses**	<b>590,462</b>	<b>7,057</b>	-	-	-	-	<b>597,519</b>

(Forward)



September 30, 2012							
	On demand	<1 year	>1-<2 yrs	>2-<4 yrs	>4-<5 yrs	>5 yrs	Total
	(In Thousands)						
Due to related parties	P64,936	P-	P-	P-	P-	P-	P64,936
Dividends payable	39,230	-	-	-	-	-	39,230
Current portion of long-term borrowings	165,940	-	-	-	-	-	165,940
Long-term borrowings, net of current portion*	-	1,547	552,261	4,365,450	2,178,624	-	7,097,882
	<b>P1,043,826</b>	<b>P1,468,536</b>	<b>P552,261</b>	<b>P4,365,450</b>	<b>P2,178,624</b>	<b>P-</b>	<b>P9,608,697</b>
Cash in bank and short-term placements	P192,270	P-	P-	P-	P-	P-	P192,270
Trade receivables***	98,652	450,402	37,585	3,984	1,992	-	592,615
Due from related parties	24,573	112,928	-	-	-	-	137,501
Due from employees****	5,921	44,450	8,238	-	-	-	58,609
Other receivables	81,588	4,531	-	-	-	-	86,119
Available-for-sale financial assets - unquoted equity investments	8,223	-	-	-	-	-	8,223
	<b>P411,227</b>	<b>P612,311</b>	<b>P45,823</b>	<b>P3,984</b>	<b>P1,992</b>	<b>P-</b>	<b>P1,075,337</b>

\* Includes expected interest payments for short-term and long-term borrowings amounting to P5.2 million and P1,041.8 million, respectively.

\*\* Excludes payable to government agencies amounting to P122.4 million.

\*\*\* Includes noncurrent portion of installment contract receivables amounting to P12.0 million.

\*\*\*\* Includes noncurrent portion of due from employees of P8.2 million.

September 30, 2011							
	On demand	<1 year	>1-<2 yrs	>2-<4 yrs	>4-<5 yrs	>5 yrs	Total
	(In Thousands)						
Short-term borrowings*	P68,000	P2,767,302	P-	P-	P-	P-	P2,835,302
Accounts payable and accrued expenses**	288,586	258,384	-	-	-	-	546,970
Advances from related parties	50,591	-	-	-	-	-	50,591
Dividends payable	20,517	-	-	-	-	-	20,517
Current portion of long-term borrowings	934,641	-	-	-	-	-	934,641
Noncurrent portion of long-term borrowings presented as current	5,928,865	-	-	-	-	-	5,928,865
	<b>P7,291,200</b>	<b>P3,025,686</b>	<b>P-</b>	<b>P-</b>	<b>P-</b>	<b>P-</b>	<b>P10,316,886</b>
Cash in bank and short-term placements	P357,131	P-	P-	P-	P-	P-	P357,131
Trade receivables***	47,232	313,711	16,880	-	-	-	377,823
Due from related parties	84,502	-	-	-	-	-	84,502
Due from employees****	11,801	17,544	4,202	-	-	-	33,547
Other receivables	47,795	5,662	-	-	-	1,330	54,787
Available-for-sale financial assets - unquoted equity investments	8,229	-	-	-	-	-	8,229
	<b>P556,690</b>	<b>P336,917</b>	<b>P21,082</b>	<b>P-</b>	<b>P-</b>	<b>P1,330</b>	<b>P916,019</b>

\* Includes expected interest payments for short-term borrowings of P4.3 million.

\*\* Excludes payable to government agencies amounting to P84.2 million.

\*\*\* Includes noncurrent portion of installment contract receivables amounting to P16.9 million.

\*\*\*\* Includes noncurrent portion of due from employees of P4.2 million and excludes nonfinancial assets of P9.1 million.

June 30, 2011							
	On demand	<1 year	>1-<2 yrs	>2-<4 yrs	>4-<5 yrs	>5 yrs	Total
	(In Thousands)						
Short-term borrowings*	P-	P3,293,676	P-	P-	P-	P-	P3,293,676
Accounts payable and accrued expenses**	424,775	87,131	-	-	-	-	511,906
Advances from related parties	46,356	-	-	-	-	-	46,356
Dividends payable	20,522	-	-	-	-	-	20,522
Noncurrent portion of long-term borrowings presented as current*	7,060,334	10,328	16,522	16,522	-	-	7,103,706
	<b>P7,551,987</b>	<b>P3,391,135</b>	<b>P16,522</b>	<b>P16,522</b>	<b>P-</b>	<b>P-</b>	<b>P10,976,166</b>
Cash in bank and short-term placements	P401,336	P-	P-	P-	P-	P-	P401,336
Trade receivables***	116,668	421,091	24,707	-	-	-	562,466
Due from related parties	6,996	75,725	-	-	-	-	82,721

(Forward)





	June 30, 2011						Total
	On demand	<1 year	>1-<2 yrs	>2-<4 yrs	>4-<5 yrs	>5 yrs	
	<i>(In Thousands)</i>						
Due from employees****	P552	P29,859	P3,999	P-	P-	P-	P34,410
Other receivables	2,909	29,222	-	-	-	-	32,131
Available-for-sale financial assets - unquoted equity investments	8,229	-	-	-	-	-	8,229
	<b>P536,690</b>	<b>P555,897</b>	<b>P28,706</b>	<b>P-</b>	<b>P-</b>	<b>P-</b>	<b>P1,121,293</b>

\* Includes expected interest payments for short-term and long-term borrowings of P7.2 million and P7.0 million, respectively.

\*\* Excludes payable to government agencies amounting to P52.1 million.

\*\*\* Includes noncurrent portion of installment contract receivables amounting to P24.7 million.

\*\*\*\* Includes noncurrent portion of due from employees of P4.0 million and excludes nonfinancial assets of P9.7 million.

### Credit risk

Credit risk is the risk that the Group will incur financial loss through default by counterparties in performing their obligations.

Concentration of credit risk with respect to trade receivables relating to sugar operations is limited due to the large number of customers comprising the Group's customer base and their dispersion across different geographic areas. It has policies in place to ensure that sales of products are made to customers with an appropriate credit history. There is no concentration of credit risk with respect to receivables relating to real estate sales.

Credit risks for contract receivables is mitigated as the Group has the right to cancel the sales contract without risk for any court action and can take possession of the subject property in case of refusal by the buyer to pay on time the contracts receivables due. This risk is further mitigated because of the corresponding title to the party sold under this arrangement is transferred to the buyers only upon full payment of the contract price. The financial effect of this arrangement is equivalent to the total contracts receivables which amounts to P64.3 million P45.3 million and P46.1 million as of September 30, 2012 and 2011 and June 30, 2011, respectively.

The Group has established a credit quality review process to provide early identification of possible changes in the creditworthiness of counterparties, including regular collateral revisions. Counterparty limits are established by the use of a credit risk classification system, which assigns each counterparty a qualitative risk rating. Risk ratings are subject to regular revision. The credit quality review process allows the Group to assess the potential loss as a result of the risks to which it is exposed and take corrective action.

### Maximum exposure to credit risk without taking account of any collateral and other credit enhancements

The table below shows the maximum exposure to credit risk for the components of the consolidated balance sheets. The maximum exposure is shown gross before the effect of mitigation through the use of master netting and collateral agreements.

	September 30		June 30,
	2012	2011	2011
	<i>(In Thousands)</i>		
Cash in banks and short-term	<b>P192,270</b>	P357,131	P401,336
Trade receivables	<b>592,615</b>	377,823	562,466
Due from related parties	<b>137,501</b>	84,502	82,721
Due from employees	<b>58,609</b>	33,547	34,410
Others receivables	<b>86,119</b>	54,787	32,131
Available-for-sale financial assets	<b>8,223</b>	8,229	8,229
	<b>P1,075,337</b>	<b>P916,019</b>	<b>P1,121,293</b>



*Collaterals and other credit enhancements*

The amount and type of collateral required depends on an assessment of the credit risk of the counterparty. Guidelines are implemented regarding the acceptability of types of collateral and valuation parameters.

*Credit quality per class of financial assets*

The credit quality of receivables is managed by the Group through its Marketing Department. High grade accounts are those receivables from counterparties with whom collections are made without much collection effort. Standard grade accounts consist of receivables from its distributors with good financial condition and with relatively low defaults. Substandard grade accounts on the other hand, are receivables from other counterparties with history of defaulted payments.

The tables below show the credit quality of financial assets and an aging analysis of past due but not impaired accounts:

	September 30, 2012							Impaired Financial Assets	Total
	Neither past due nor impaired			Past due but not impaired					
	High Grade	Standard Grade	Substandard Grade	Over 30 Days	Over 90 Days	Over 180 Days			
<i>(In Thousands)</i>									
Cash in bank and short-term placements	P190,645	P1,625	P-	P-	P-	P-	P-	P-	P192,270
Trade receivables	327,449	38,601	-	88,925	39,535	98,105	99,147	691,762	
Due from related parties	137,263	238	-	-	-	-	3,110	140,611	
Due from employees	29,906	27,397	-	-	-	1,306	1,342	59,951	
Other receivables	76,094	6,617	-	153	393	2,862	9,816	95,935	
Available-for sale financial assets - unquoted equity investments	-	-	8,223	-	-	-	-	8,223	
<b>Total</b>	<b>P761,357</b>	<b>P74,478</b>	<b>P8,223</b>	<b>P89,078</b>	<b>P39,928</b>	<b>P102,273</b>	<b>P113,415</b>	<b>P1,188,752</b>	

	September 30, 2011							Impaired Financial Assets	Total
	Neither past due nor impaired			Past due but not impaired					
	High Grade	Standard Grade	Substandard Grade	Over 30 Days	Over 90 Days	Over 180 Days			
<i>(In Thousands)</i>									
Cash in bank and short-term placements	P351,895	P5,236	P-	P-	P-	P-	P-	P357,131	
Trade receivables	160,857	101,800	-	92,688	5,314	17,164	3,721	381,544	
Due from related parties	84,410	92	-	-	-	-	3,110	87,612	
Due from employees	11,834	21,514	-	3	4	192	1,342	34,889	
Other receivables	45,270	5,369	-	414	534	3,200	9,645	64,432	
Available-for sale financial assets - unquoted equity investments	-	-	8,229	-	-	-	-	8,229	
<b>Total</b>	<b>P654,266</b>	<b>P134,011</b>	<b>P8,229</b>	<b>P93,105</b>	<b>P5,852</b>	<b>P20,556</b>	<b>P17,818</b>	<b>P933,837</b>	

	June 30, 2011							Impaired Financial Assets	Total
	Neither past due nor impaired			Past due but not impaired					
	High Grade	Standard Grade	Substandard Grade	Over 30 Days	Over 90 Days	Over 180 Days			
<i>(In Thousands)</i>									
Cash in bank and short-term placements	P396,972	P4,364	P-	P-	P-	P-	P-	P401,336	
Trade receivables	281,628	70,741	-	133,651	40,559	35,887	3,452	565,918	
Due from related parties	23,129	-	-	-	-	59,592	3,110	85,831	
Due from employees	3,930	30,435	-	-	-	45	1,276	35,686	
Other receivables	2,594	27,280	-	308	203	1,746	9,643	41,774	
Available-for sale financial assets - unquoted equity investments	-	-	8,229	-	-	-	-	8,229	
<b>Total</b>	<b>P708,253</b>	<b>P132,820</b>	<b>P8,229</b>	<b>P133,959</b>	<b>P40,762</b>	<b>P97,270</b>	<b>P17,481</b>	<b>P1,138,774</b>	



*Impairment assessment*

The main consideration for impairment assessment includes whether there are known difficulties in the cash flow of the counterparties. The Group assesses impairment in two ways: individually and collectively.

First, the Group determines allowance for each significant receivable on an individual basis. Among the items that the Group considers in assessing impairment is the inability to collect from the counterparty based on the contractual terms of the receivables. Receivables included in the specific assessment are the accounts that have been endorsed to the legal department, non-moving accounts receivable and other accounts of defaulted counterparties.

For collective assessment, allowances are assessed for receivables that are not individually significant and for individually significant receivables where there is no objective evidence of individual impairment. Impairment losses are estimated by taking into consideration the age of the receivables, past collection experience and other factors that may affect their collectibility.

The Group has recognized an impairment loss on its financial assets using specific assessment amounting to ₱99.4 million, ₱1.5 million and ₱2.0 million for the years ended September 30, 2012 and June 30, 2011 and 2010, respectively, and ₱0.3 million for the three months ended September 30, 2011 (see Note 5).

*Commodity price risk*

The Group is exposed to commodity price risk from conventional physical sales and purchase of sugar managed through volume, timing and relationship strategies. The Group does not enter into commodity derivatives.

The Group's sales commitments are contracted at fixed prices and, thus, have no impact on the consolidated cash flows in the next 12 months.

*Interest rate risk*

Interest rate risk is the risk that the fair value or future cash flows on a financial instrument will fluctuate because of changes in market interest rates.

*Fair value interest rate risk*

As of September 30, 2012 and 2011 and June 30, 2011, the Group is exposed to fair value interest rate risk arising from its fixed rate long-term borrowings, which were originally issued at variable rates (see Note 15). Borrowings issued at fixed rate expose the Group to fair value interest rate risk.

*Cash flow interest rate risk*

As of September 30, 2012, the Group is also exposed to cash flow interest rate risk arising from its variable-rate long-term borrowings, which were originally issued at fixed rates (see Note 14). The sensitivity of the consolidated statement of income is the effect of the assumed changes in interest rates on the consolidated income before income tax for one year, based on the floating rate on non-trading financial liabilities held at September 30, 2012 with other variables held constant:

	Change in interest rates (in percentage)	Effect in income before income tax
		<i>(In Thousands)</i>
For more than a year	+1.00%	(₱61,588)
	-1.00%	61,588



There is no other impact on the Group's equity other than those already affecting the profit and loss.

*Foreign currency risk*

Foreign currency risk is the risk that the fair value or future cash flows of a financial instrument will fluctuate because of changes in foreign exchange rates.

The Group is exposed to foreign currency risk relating to its US\$-denominated cash in banks and cash equivalents. Management closely monitors the fluctuations in exchange rates so as to anticipate the impact of foreign currency risks associated with the financial instruments. The Group currently does not enter into derivative transactions to hedge its currency exposure.

The Group's foreign-currency denominated cash in banks and cash equivalents as of September 30, 2012 and 2011 and June 30, 2011 amounted to US\$0.1 million, US\$2.4 million, and US\$3.1 million, respectively. As of September 30, 2012 and 2011 and June 30, 2011 and 2010, the exchange rates were ₱41.70, ₱43.72, ₱43.33 and ₱46.37 per US\$1.00, respectively.

Net foreign exchange gains or losses recognized in the consolidated statements of income amounted to ₱7.8 million loss, ₱5.3 million loss and ₱2.7 million gain for the three years ended September 30, 2012, June 30, 2011 and 2010, respectively, and ₱4.8 million gain for the three months ended September 30, 2011 (see Note 23).

Reasonably possible changes in the US\$ to Philippine peso exchange rates were determined by the Group from historical volatility from January to September of 2012 and 2011. Shown below is the impact on the Group's income (loss) before income tax of reasonably possible changes in exchange rate of the US\$ against the Philippine peso with other variables held constant:

	Movement in US\$-Philippine peso exchange rates	Effect on income (loss) before income tax
<i>(In Thousands)</i>		
<b>September 30, 2012 (One Year)</b>	<b>6.76%</b>	<b>(₱354)</b>
	<b>-6.76%</b>	<b>354</b>
September 30, 2011 (Three Months)	+4.45%	(6,067)
	-4.45%	6,067
June 30, 2011 (One Year)	+3.75%	(4,008)
	-3.75%	4,008
June 30, 2010 (One Year)	+8.35%	8,924
	-8.35%	(8,924)

There is no other impact on the Group's equity other than those already affecting profit or loss.

Fair Values

The following is a comparison by category of the carrying amount and fair values of the Group's financial instruments that are reflected in the consolidated financial statements as of:

	September 30		2011		June 30, 2011	
	2012					
	Carrying Value	Fair Value	Carrying Value	Fair Value	Carrying Value	Fair Value
<i>(In Thousands)</i>						
<b>Financial Assets</b>						
<i>Cash on hand</i>	<b>₱6,898</b>	<b>₱6,898</b>	₱2,051	₱2,051	₱1,943	₱1,943
<i>Loans and receivables:</i>						
Cash in banks and short-term placements	<b>192,270</b>	<b>192,270</b>	357,131	357,131	401,336	401,336

(Forward)



	September 30					
	2012		2011		June 30, 2011	
	Carrying Value	Fair Value	Carrying Value	Fair Value	Carrying Value	Fair Value
	<i>(In Thousands)</i>					
Trade receivables	<b>₱592,615</b>	<b>₱592,615</b>	₱377,823	₱377,823	₱562,466	₱562,466
Due from related parties	<b>137,501</b>	<b>137,501</b>	84,502	84,502	82,721	82,721
Due from employees	<b>58,609</b>	<b>58,609</b>	33,547	33,547	34,410	34,410
Other receivables	<b>86,119</b>	<b>86,119</b>	54,787	54,787	32,131	32,131
<i>Available-for-sale financial assets</i>	<b>8,223</b>	<b>8,223</b>	8,229	8,229	8,229	8,229
	<b>₱1,082,235</b>	<b>₱1,082,235</b>	₱918,070	₱918,070	₱1,123,236	₱1,123,236
<b>Financial Liabilities:</b>						
<i>Other financial liabilities:</i>						
Short-term borrowings	<b>₱1,638,000</b>	<b>₱1,638,000</b>	₱2,831,000	₱2,831,000	₱3,286,500	₱3,286,500
Accounts payable and accrued expenses	<b>597,519</b>	<b>597,519</b>	546,970	546,970	511,906	511,906
Due to related parties	<b>64,936</b>	<b>64,936</b>	50,591	50,591	46,356	46,356
Dividends payable	<b>39,230</b>	<b>39,230</b>	20,517	20,517	20,522	20,522
Long-term borrowings	<b>6,221,984</b>	<b>6,221,984</b>	6,863,506	6,863,506	7,096,714	7,096,714
	<b>₱8,561,669</b>	<b>₱8,561,669</b>	₱10,312,584	₱10,312,584	₱10,961,998	₱10,961,998

The following methods and assumptions are used to estimate the fair value of each class of financial instruments:

*Cash and cash equivalents, trade receivables, due from and to related parties, due from employees, other receivables, accounts payable and accrued expenses, short-term borrowings, current portion of long-term borrowings and noncurrent portion of long-term borrowings presented as current and dividends payable.* The carrying amounts of these instruments approximate their fair values due to their short-term maturities.

*Available-for-sale financial assets.* These are unquoted equity instruments carried at cost, subject to impairment, since the fair value cannot be determined reliably.

*Long-term borrowings – fixed-rate interest-bearing loans.* The fair values are based on the expected cash flows on the instruments, discounted using the prevailing interest rate of 6.9% at June 30, 2010 for comparable instruments in the market. The rate was obtained from *Bangko Sentral ng Pilipinas*, representing bank average lending rates in 2010.

The Group's financial instruments recorded at fair value have the following hierarchy levels:

- Level 1 - at quoted prices in active markets;
- Level 2 - at inputs other than quoted prices included in Level 1 that are observable for the asset or liability, either directly or indirectly; and
- Level 3 - at inputs that are not based on observable market data.

The Group did not hold any financial instruments carried at fair value in the consolidated financial statements as of September 30, 2012 and 2011 and June 30, 2011 and 2010.



---

## 29. Segment Reporting

The Group's identified operating segments, which are consistent with the segments reported to the BOD, are as follows:

a. The Company

The Company owns various tracts of lands in Nasugbu, Batangas. These investment properties can be sold directly to a developer, or contributed to a joint venture for development.

b. Real Estate

RLC is the real estate arm of the Group. RLC acquires, develop, improve, subdivide, lease and sell agricultural, industrial, commercial, residential and other real properties. The Group, through RLC, has investments in other real estate companies, namely Fuego Development Corporation, Fuego Land Corporation, Club Punta Fuego, Inc. and Roxaco-ACM Development Corporation.

c. Sugar-Related Businesses

RHI is a diversified holding and investment corporation with specific focus on sugar milling and refining business. RHI owns the following subsidiaries, which are organized and managed separately on a per Company basis, with each company representing a strategic business segment.

- CADPI is engaged in the business of producing, marketing and selling raw and refined sugar, molasses and other related products or by-products and offers tolling services to traders and planters. It has a raw sugar milling and refinery plant located in Nasugbu, Batangas with daily cane capacity of 18,000 metric tons as of September 30, 2012 and 2011 and 13,000 metric tons as of June 30, 2011 and 2010. CADPI's raw sugar milling is involved in the extraction of juices from the canes to form sweet granular sugar which is light brown to yellowish in color. Canes are sourced from both district and non-district planters and are milled by CADPI under a production sharing agreement. The refinery operation, on the other hand, involves the processing of raw sugar (mill share and purchased) into refined sugar, a lustrous white-colored sugar. To ensure maximum utilization of the refinery, CADPI also offers tolling services, which converts raw sugar owned by planters and traders into refined sugar in consideration for a tolling fee.
- CACI produces raw sugar and molasses and trades the same on wholesale/retail basis. It also sells refined sugar upon tolling its raw sugar with other sugar mills. Its sugar milling plant, which has a similar process with CADPI and has a daily cane capacity of 13,000 metric tons as of September 30, 2012 and 2011 and June 30, 2011, is located in La Carlota, Negros Occidental.
- RBC was established to engage in the business of producing, marketing and selling of bio-ethanol fuel, both hydrous and anhydrous products from sugarcane and related raw materials. Its plant facility is located in La Carlota, Negros Occidental.



- CFSI was established to engage in the business of transporting sugar cane, sugar and its by-products including all kinds of commercial cargoes to and from sugar factories, sugar refineries, millsites or warehouses and/or similar establishments by land. CFSI caters various planters in Batangas, Negros, and other provincial areas in Visayas and Southern Luzon.
- Other segments of the Group which are not reported separately pertain mainly to consultancy business, dealer and trader of agricultural products and pre-operating companies.

The Group has only one geographical segment as all of its assets are located in the Philippines. The Group operates and derives principally all of its revenue from domestic operations. Thus, geographical business information is not required.

The Company's senior management regularly reviews the operating results of the business units to make decisions on resource allocation and assess performance. Segment revenue and segment expenses are measured in accordance with PFRS. The presentation and classification of segment revenues and segment expenses are consistent with the consolidated statement of income. Financing costs (including interest expense) and income taxes are managed on a per company basis and are not allocated to operating segments.

Further, the measurement of the segments is the same as those described in the summary of significant accounting and financial reporting policies except for RHI's investment properties are carried at fair value in its parent company financial statements. RHI's investment property, which is being leased out to its subsidiary, is reclassified to property, plant and equipment in the consolidated financial statements.

a. Segment revenue and expenses

The Group's main revenue stream comes from the sale of sugar and molasses and real estate properties. The sugar group's customers consist largely of sugar traders, wholesalers and beverage companies, which are situated in various parts of the Philippines, with concentration in the Visayas and Metro Manila. The real estate segment's customers are mainly direct.

Revenue from two major customers of CACI and CADPI amounted to ₱731.0 million and ₱1,352.7 million, ₱1,160.5 million and ₱681.5 million and ₱1,005.0 million and ₱676.0 million for the years ended September 30, 2012 and 2011 and June 30, 2011, respectively, and ₱388.6 million and ₱206.2 million for the three months ended September 30, 2011.

b. Segment assets and liabilities

Segment assets include all operating assets used by a segment and consist principally of operating cash, receivables, inventories, prepayments and property, plant and equipment, net of related accumulated depreciation. Segment liabilities include all operating liabilities and consist principally of trade payables, accruals and customers' deposits. Segments assets and liabilities do not include deferred income taxes.



c. Inter-segment transfers

Segment revenue, expenses and results include transfers between business segments. Such transfers are accounted for at competitive market prices charged to unrelated customers or by suppliers for similar goods or services.

The following tables present information about the Group's operating segments:

September 30, 2012					
	Sugar- Related Businesses	Real Estate	RCI	Unallocated, Eliminations and Adjustments	Consolidated Balances
<i>(In Thousands)</i>					
<b>Revenue</b>					
External customers:					
Refined sugar	P3,648,085	P-	P-	P-	P3,648,085
Raw sugar	3,008,261	-	-	-	3,008,261
Tolling fees	125,927	-	-	-	125,927
Molasses	196,267	-	-	-	196,267
Alcohol	672,166	-	-	-	672,166
Others	23,787	94,987	-	-	118,774
	7,674,493	94,987	-	-	7,769,480
Costs and expenses	(6,861,714)	(93,902)	(22,801)	1,183	(6,977,234)
Interest income	6,269	8,102	43	(1,332)	13,082
Interest expense	(474,245)	(4,299)	(25,544)	1,343	(502,745)
Others	112,636	13,446	81,536	(79,300)	128,318
Income (loss) before income tax	457,439	18,334	33,234	(78,106)	430,901
Provision for income tax	160,846	(6,571)	75	(11)	154,339
<b>Segment profit (loss)</b>	<b>618,285</b>	<b>11,763</b>	<b>33,309</b>	<b>(78,117)</b>	<b>585,240</b>
Equity in net earnings of associates	49,115	-	-	(1,927)	47,188
<b>Consolidated net income</b>	<b>P667,400</b>	<b>P11,763</b>	<b>P33,309</b>	<b>(P80,044)</b>	<b>P632,428</b>
<b>Other Information</b>					
Major costs and expenses:					
Depreciation	P689,799	P1,631	P763	P48	P692,241
Fuel and oil	250,690	-	-	-	250,690
Materials and consumables	298,145	360	291	-	298,796
Repairs and maintenance	255,711	696	354	-	256,761
Additions to noncurrent assets					
Property, plant and equipment	128,156	874	79	-	129,109
Investment in associates	569,472	143,068	-	-	712,540
<b>Assets and Liabilities</b>					
Current assets	P2,175,366	P540,789	P43,676	(P72,863)	P2,686,968
Noncurrent assets	12,202,384	180,747	6,866,539	(2,235,417)	17,014,253
<b>Total assets</b>	<b>P14,377,750</b>	<b>P721,536</b>	<b>P6,910,215</b>	<b>(P2,308,280)</b>	<b>P19,701,221</b>
Current liabilities	P2,072,618	P202,091	P482,672	(P74,546)	P2,682,835
Noncurrent liabilities	6,891,172	29,146	31,168	(13,830)	6,937,656
<b>Total liabilities</b>	<b>P8,963,790</b>	<b>P231,237</b>	<b>P513,840</b>	<b>(P88,376)</b>	<b>P9,620,491</b>





September 30, 2011					
	Sugar- Related Businesses	Real Estate	RCI	Unallocated, Eliminations and Adjustments	Consolidated Balances
<i>(In Thousands)</i>					
<b>Revenue</b>					
External customers:					
Refined sugar	P762,580	P-	P-	P-	P762,580
Raw sugar	549,454	-	-	-	549,454
Tolling fees	22,767	-	-	-	22,767
Molasses	3,753	-	-	-	3,753
Alcohol	63,400	-	-	-	63,400
Others	640	18,452	-	4,755	23,847
	1,402,594	18,452	-	4,755	1,425,801
Costs and expenses	(2,010,364)	(27,667)	(6,915)	372	(2,044,574)
Interest income	915	2,076	1	10	3,002
Interest expense	(183,120)	(964)	(5,528)	-	(189,612)
Others	48,534	5,991	4,314	(8,330)	50,509
Income (loss) before income tax	(741,441)	(2,112)	(8,128)	(3,193)	(754,874)
Provision for income tax	(6,088)	883	48	-	(5,157)
<b>Segment loss</b>	(747,529)	(1,229)	(8,080)	(3,193)	(760,031)
Equity in net loss of associates	(17,982)	-	-	-	(17,982)
<b>Consolidated net loss</b>	(P765,511)	(P1,229)	(P8,080)	(P3,193)	(P778,013)
<b>Other Information</b>					
Major costs and expenses:					
Depreciation	P170,435	P430	P222	P36	P171,123
Fuel and oil	29,190	-	-	-	29,190
Materials and consumables	39,945	110	65	-	40,120
Repairs and maintenance	79,781	164	78	-	80,023
Additions to noncurrent assets					
Property, plant and equipment	8,563	246	63	-	8,872
Other noncurrent assets	149,078	17,763	-	-	166,841
Investment in associates	685,944	144,945	-	-	830,889
<b>Assets and Liabilities</b>					
Current assets	P2,848,799	P550,760	P19,207	(P80,929)	P3,337,837
Noncurrent assets	12,497,003	186,911	6,865,779	(2,233,443)	17,316,250
<b>Total assets</b>	<b>P15,345,802</b>	<b>P737,671</b>	<b>P6,884,986</b>	<b>(P2,314,372)</b>	<b>P20,654,087</b>
Current liabilities	P9,929,193	P201,844	P522,942	(P82,826)	P10,571,153
Noncurrent liabilities	776,606	15,290	-	(14,850)	777,046
<b>Total liabilities</b>	<b>P10,705,799</b>	<b>P217,134</b>	<b>P522,942</b>	<b>(P97,676)</b>	<b>P11,348,199</b>

June 30, 2011					
	Sugar- Related Businesses	Real Estate	RCI	Unallocated, Eliminations and Adjustments	Consolidated Balances
<i>(In Thousands)</i>					
<b>Revenue</b>					
External customers:					
Refined sugar	P3,770,277	P-	P-	P-	P3,770,277
Raw sugar	3,533,816	-	-	-	3,533,816
Tolling fees	218,276	-	-	-	218,276
Molasses	315,569	-	-	-	315,569
Alcohol	39,096	-	-	-	39,096
Others	32,864	68,428	-	-	101,292
	7,909,898	68,428	-	-	7,978,326
Costs and expenses	(8,285,145)	(82,291)	(31,865)	1,064	(8,398,237)
Interest income	5,438	10,586	110	(1,018)	15,116
Interest expense	(614,543)	(2,612)	(23,768)	1,035	(639,888)
Others	68,391	17,594	13,746	(13,385)	86,346
Income (loss) before income tax	(915,961)	11,705	(41,777)	(12,304)	(958,337)
Provision for income tax	(2,760)	(1,535)	(45)	(11)	(4,351)
<b>Segment profit (loss)</b>	(918,721)	10,170	(41,822)	(12,315)	(962,688)
Equity in net earnings of associates	176,964	-	-	3,053	180,017
<b>Consolidated net profit (loss)</b>	<b>(P741,757)</b>	<b>P10,170</b>	<b>(P41,822)</b>	<b>(P9,262)</b>	<b>(P782,671)</b>

(Forward)



	June 30, 2011				
	Sugar- Related Businesses	Real Estate	RCI	Unallocated, Eliminations and Adjustments	Consolidated Balances
	<i>(In Thousands)</i>				
<b>Other Information</b>					
Major costs and expenses:					
Depreciation	P546,994	P2,242	P1,201	P47	P550,484
Fuel and oil	423,573	-	-	-	423,573
Materials and consumables	277,256	345	260	-	277,861
Repairs and maintenance	389,372	761	428	-	390,561
Additions to noncurrent assets					
Property, plant and equipment	349,667	1,625	133	-	351,425
Other noncurrent assets	2,581	-	-	-	2,581
Investment in associates	703,926	144,945	-	-	848,871
<b>Assets and Liabilities</b>					
Current assets	P4,000,860	P514,058	P19,419	(P60,841)	P4,473,496
Noncurrent assets	12,707,020	194,040	6,866,336	(2,233,392)	17,534,004
<b>Total assets</b>	<b>P16,707,880</b>	<b>P708,098</b>	<b>P6,885,755</b>	<b>(P2,294,233)</b>	<b>P22,007,500</b>
Current liabilities	P10,529,698	P141,447	P515,581	(P62,878)	P11,123,848
Noncurrent liabilities	772,667	41,886	-	(14,802)	799,751
<b>Total liabilities</b>	<b>P11,302,365</b>	<b>P183,333</b>	<b>P515,581</b>	<b>(P77,680)</b>	<b>P11,923,599</b>
June 30, 2010					
	Sugar- Related Businesses	Real Estate	RCI	Unallocated, Eliminations and Adjustments	Consolidated Balances
	<i>(In Thousands)</i>				
<b>Revenue</b>					
External customers:					
Refined sugar	P3,716,206	P-	P-	P-	P3,716,206
Raw sugar	1,853,949	-	-	-	1,853,949
Tolling fees	290,268	-	-	-	290,268
Molasses	318,235	-	-	-	318,235
Others	24,309	86,186	-	-	110,495
	6,202,967	86,186	-	-	6,289,153
Costs and expenses	(5,923,015)	(90,076)	(96,185)	12,190	(6,097,086)
Interest income	5,710	10,861	1,017	18	17,606
Interest expense	(319,480)	(4,495)	(22,213)	-	(346,188)
Others	296,651	61,436	17,050	(83,368)	291,769
Income (loss) before income tax	262,833	63,912	(100,331)	(71,160)	155,254
Provision for income tax	(83,656)	(7,064)	(207)	(10)	(90,937)
<b>Segment profit (loss)</b>	<b>179,177</b>	<b>56,848</b>	<b>(100,538)</b>	<b>(71,170)</b>	<b>64,317</b>
Equity in net earnings of associates	132,263	-	-	12,341	144,604
<b>Consolidated net profit (loss)</b>	<b>P311,440</b>	<b>P56,848</b>	<b>(100,538)</b>	<b>(P58,829)</b>	<b>P208,921</b>
<b>Other Information</b>					
Major costs and expenses:					
Depreciation	P407,025	P1,066	P1,006	P47	P409,144
Fuel and oil	408,900	-	-	-	408,900
Materials and consumables	305,044	478	335	-	305,857
Repairs and maintenance	386,947	732	405	(234)	387,850
Additions to (disposals of) noncurrent assets					
Property, plant and equipment	2,538,628	1,425	1,666	(639)	2,541,080
Other noncurrent assets	(521)	-	-	101	(420)
Investment in associates	618,322	141,910	-	-	760,232
<b>Assets and Liabilities</b>					
Current assets	P3,111,881	P587,736	P34,911	(P83,318)	P3,651,210
Noncurrent assets	12,573,334	166,867	6,867,768	(2,200,097)	17,407,872
<b>Total assets</b>	<b>P15,685,215</b>	<b>P754,603</b>	<b>P6,902,679</b>	<b>(P2,283,415)</b>	<b>P21,059,082</b>
Current liabilities	P3,249,479	P178,055	P88,323	(P49,324)	P3,466,533
Noncurrent liabilities	6,448,831	54,213	678,896	(13,829)	7,168,111
<b>Total liabilities</b>	<b>P9,698,310</b>	<b>P232,268</b>	<b>P767,219</b>	<b>(P63,153)</b>	<b>P10,634,644</b>



---

### 30. Other Matters

#### Registration with the Board of Investments (BOI)

On October 24, 2008, the BOI approved the registration of RBC as New Producer of Bioethanol (Anhydrous) and Potable (Hydrous) Ethanol on a Pioneer Status under the Omnibus Investments Code of 1987 or Executive Order (E.O.) 226. Under the terms of its registration, RBC is required to achieve certain production and sales volume for both anhydrous and hydrous ethanol. As a registered enterprise, RBC is entitled to certain tax incentives, which include, among others: (1) income tax holiday (ITH) of six years for its anhydrous ethanol and for four years for its hydrous ethanol, from January 2010 or actual start of commercial operations, whichever is earlier; (2) extension of ITH provided that the aggregated ITH availment does not exceed eight years, subject to certain conditions; (3) for the first five years from the date of registration, additional deduction from taxable income of 50% of the wages arising from additional workers hired, provided that it is not simultaneously availed with the ITH; (4) tax credit for taxes and duties on raw materials and supplies and semi-manufactured products used in producing its export product; (5) exemption from wharfage dues, any export tax, duties imposts and fees for ten years from date of registration; (6) may qualify to import capital equipment, spare parts and accessories at 0% duty from date of registration up to June 16, 2011 pursuant to E.O. 528 and its Implementing Rules and Regulations and (7) tax- and duty-free importation of equipment.

#### Events after the Reporting Date

On December 12, 2012, RHI's BOD approved a cash dividend of ₱0.04 per share payable on January 15, 2013 to all shareholders of record as of December 28, 2012. Further, RHI's BOD also approved an Employee Stock Option Plan (ESOP) for the employees of RHI and its subsidiaries, CADPI, CACI and RBC. The BOD approved the reservation of a total of 35 million shares as underlying shares for the ESOP.





## **A N N E X “C”**

**Report of Independent Auditors on Supplementary Schedules**

**Schedule I. List of Philippines Financial Reporting Standards (PFRS)**

**Effective as at September 30, 2012 and List of New and Mended  
Accounting Standards and Interpretations and Improvements of PFRS that  
became effective as at October 01, 2011**

**Schedule II. Financial Soundness Indicators**

**Schedule III. Retained Earnings Available for Dividend Declaration**

**Schedule IV. Supplementary Schedules Required by Paragraph 6D, Part Under  
SRC Rule 68, As Amended (2011) II**

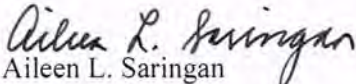
**Schedule V. Map of the Group of Companies of the Registrant**

## **INDEPENDENT AUDITORS' REPORT ON SUPPLEMENTARY SCHEDULES**

The Stockholders and the Board of Directors  
Roxas and Company, Inc.  
7th Floor, Cacho-Gonzales Building  
101 Aguirre Street, Legaspi Village  
Makati City

We have audited in accordance with Philippine Standards on Auditing the consolidated financial statements of Roxas and Company, Inc. and subsidiaries as at September 30, 2012 and 2011 and June 30, 2011 and for the years ended September 30, 2012 and June 30, 2011 and 2010 and the three months ended September 30, 2011 included in this Form 17-A and have issued our report thereon dated December 17, 2012. Our audit was made for the purpose of forming an opinion on the basic financial statements taken as a whole. The schedules listed in the Index to Consolidated Financial Statements and Supplementary Schedules, including the supplementary schedule of retained earnings available for dividend declaration as of September 30, 2012, are the responsibility of Roxas and Company, Inc.'s management. These schedules are presented for purposes of complying with Securities Regulation Code Rule 68, as Amended (2011), and are not part of the basic financial statements. These schedules have been subjected to the auditing procedures applied in the audit of the basic financial statements and, in our opinion, fairly state in all material respects, the financial data required to be set forth therein in relation to the basic financial statements taken as a whole.

SYCIP GORRES VELAYO & CO.

  
Aileen L. Saringan

Partner

CPA Certificate No. 72557

SEC Accreditation No. 0096-AR-2 (Group A),

March 18, 2010, valid until March 17, 2013

Tax Identification No. 102-089-397

BIR Accreditation No. 08-001998-58-2012,

April 11, 2012, valid until April 10, 2015

PTR No. 3174828, January 2, 2012, Makati City

December 17, 2012



ROXAS AND COMPANY, INC. AND SUBSIDIARIES

As of September 30, 2012

List of Philippine Financial Reporting Standards (PFRS) [which consist of PFRSs, Philippine Accounting Standards (PASs) and Philippine Interpretations] effective as of September 30, 2012:

PFRS	
PFRS 1, First –time Adoption of Philippine Financial Reporting Standards	Adopted
PFRS 2, Share-based Payment	Not applicable
PFRS 3, Business Combinations	Adopted
PFRS 4, Insurance Contracts	Not applicable
PFRS 5, Non-current Assets Held for Sale and Discontinued Operations	Not applicable
PFRS 6, Exploration for and Evaluation of Mineral Resources	Not applicable
PFRS 7, Financial Instruments: Disclosures	Adopted
PFRS 8, Operating Segments	Adopted
PAS	
PAS 1, Presentation of Financial Statements	Adopted
PAS 2, Inventories	Adopted
PAS 7, Statement of Cash Flows	Adopted
PAS 8, Accounting Policies, Changes in Accounting Estimates and Errors	Adopted
PAS 10, Events after Reporting Period	Adopted
PAS 11, Construction Contracts	Adopted
PAS 12, Income Taxes	Adopted
PAS 16, Property, Plant and Equipment	Adopted
PAS 17, Leases	Adopted
PAS 18, Revenue	Adopted
PAS 19, Employee Benefits	Adopted
PAS 20, Accounting for Government Grants and Disclosure of Government Assistance	Not Applicable
PAS 21, The Effects of Changes in Foreign Exchange Rates	Adopted
PAS 23, Borrowing Costs	Adopted
PAS 24, Related Party Disclosures	Adopted
PAS 26, Accounting and Reporting by Retirement Benefit Plans	Adopted
PAS 27, Consolidated and Separate Financial Statements	Adopted
PAS 28, Investments in Associates	Adopted
PAS 29, Financial Reporting in Hyperinflationary Economies	Not Applicable
PAS 31, Interest in Joint Ventures	Adopted
PAS 32, Financial instruments: Presentation	Adopted
PAS 33, Earnings per Share	Adopted
PAS 34, Interim Financial Reporting	Adopted
PAS 36, Impairment of Assets	Adopted
PAS 37, Provisions, Contingent Liabilities and Contingent Assets	Adopted
PAS 38, Intangible Assets	Adopted
PAS 39, Financial Instruments: Recognition and Measurements	Adopted
PAS 40, Investment Property	Adopted

PAS 41, Agriculture	Not Applicable
<b>IFRIC</b>	
Philippine Interpretation IFRIC-1, Changes in Existing Decommissioning, Restoration and Similar Liabilities	Not Applicable
Philippine Interpretation IFRIC-2, Member's Shares in Co-operative Entities and Similar Instruments	Not Applicable
Philippine Interpretation IFRIC-4, Determining whether an Arrangement contains a Lease	Adopted
Philippine Interpretation IFRIC-5, Rights to Interest arising from Decommissioning, Restoration and Environmental Rehabilitation Funds	Not Applicable
Philippine Interpretation IFRIC-6, Liabilities arising from Participating in a Specific Market – Waster Electrical and Electronic Equipment	Not Applicable
Philippine Interpretation IFRIC-7, Applying the Restatement Approach under PAS 29 Financial Reporting in Hyperinflationary Economies	Not Applicable
Philippine Interpretation IFRIC-9, Reassessment of Embedded Derivatives	Adopted
Philippine Interpretation IFRIC-10, Interim Financial Reporting and Impairment	Adopted
Philippine Interpretation IFRIC-12, Service Concession Arrangements	Not Applicable
Philippine Interpretation IFRIC-13, Customer Loyalty Programmes	Not Applicable
Philippine Interpretation IFRIC-14, PAS 19 – The Limit on a Defined Benefit Asset, Minimum Funding Requirements and their Interaction	Adopted
Philippine Interpretation IFRIC-16, Hedges of Net Investment in a Foreign Operation	Not Applicable
Philippine Interpretation IFRIC-17, Distribution of Non-cash Assets to Owners	Not Applicable
Philippine Interpretation IFRIC-18, Transfers of Assets from Customers	Not Applicable
Philippine Interpretation IFRIC-19, Extinguishing Financial Liabilities with Equity Instruments	Not Applicable
Philippine Interpretation SIC-7, Introduction of the Euro	Not Applicable
Philippine Interpretation SIC-10, Government Assistance – No Specific Relation to Operating Activities	Not Applicable
Philippine Interpretation SIC-12, Consolidation - Special Purpose Entities	Not Applicable
Philippine Interpretation SIC-13, Jointly Controlled Entities – Non-Monetary Contributions by Venturers	Adopted
Philippine Interpretation SIC-15, Operating Leases – Incentives	Not Applicable
Philippine Interpretation SIC-21, Income Taxes, Recovery of Revalued Non-Depreciable Assets	Adopted
Philippine Interpretation SIC-25, Income Taxes, Changes in the Tax Status of an Entity or its Shareholders	Adopted
Philippine Interpretation SIC-27, Evaluation the Substance of Transactions Involving the Legal Form of a Lease	Adopted

Philippine Interpretation SIC-29, Service Concession Arrangements: Disclosure	Not Applicable
Philippine Interpretation SIC-31, Revenue – Barter Transactions Involving Advertising Services	Not Applicable
Philippine Interpretation SIC-32, Intangible Assets – Web Site Costs	Not Applicable
PIC Q&A No. 2011-01: PAS 1.10(f) – Requirements for a Third Statement of Financial Position	Adopted
PIC Q&A No. 2011-02: PFRS 3.2 – Common Control Business Combinations	Adopted



ROXAS AND COMPANY, INC AND SUBSIDIARIES  
 FINANCIAL SOUNDNESS INDICATORS  
 FOR THE YEAR ENDED SEPTEMBER 30, 2012 AND 2011 AND JUNE 30, 2011

	<u>Sep-12</u>	<u>Sep-11</u>	<u>Jun-11</u>
1. LIQUIDITY RATIO			
Current Ratio	1 : 1	0.32 : 1.0	0.40 : 1.0
2. SOLVENCY RATIO			
Debt to Equity ratio	0.95 : 1	1.22 : 1.00	1.18 : 1.00
3. Asset to Equity Ratio	1.95	2.22	2.18
4. Interest Rate Coverage Ratio*	3.21	-2.09	0.34
5. PROFITABILITY RATIOS			
Return on Assets	3%	-4%	-4%
Return on Equity	6%	-8%	-8%

\* computed as EBITDA / Interest Expense

**ROXAS AND COMPANY, INC.**

**SUPPLEMENTARY SCHEDULE OF RETAINED EARNINGS**

**AVAILABLE FOR DIVIDEND DECLARATION**

**THE YEAR ENDED SEPTEMBER 30, 2012**

**(Amounts in Thousands)**

Unrestricted retained earnings, as adjusted to available for dividend declaration, beginning	₱1,058,092
Add/less: net income actually earned / realized during the year:	
Net income for the period closed to retained earnings	33,309
Movement of deferred income tax assets	283
Unrealized gain on fair value adjustment of investment property	(1,569)
Net income actually earned / realized during the year	32,023
<b>Unrestricted retained earnings available for dividend declaration, end</b>	<b>₱1,090,115</b>



## Schedule "IV"

### Supplementary Schedules

### Schedule Reference

<b>Financial Assets</b>	<b>A</b>
<b>Amounts Receivable from Directors, Officers, Employees, Related Parties and Principal Stockholders (Other than Affiliates)</b>	<b>B</b>
<b>Amounts Receivable from Related Parties which are Eliminated During Consolidation of Financial Statements</b>	<b>C</b>
<b>Intangible Assets – Other Assets</b>	<b>D</b>
<b>Long-Term Borrowings</b>	<b>E</b>
<b>Indebtedness to Related Parties (Long-Term Loans from Related Companies)</b>	<b>F</b>
<b>Guarantees of Securities of Other Issuers</b>	<b>G</b>
<b>Share Capital</b>	<b>H</b>

## SCHEDULE A

**ROXAS AND COMPANY, INC.  
AND SUBSIDIARIES**

FINANCIAL ASSETS  
SEPTEMBER 30, 2012  
(AMOUNTS IN THOUSAND PHILIPPINE PESOS)

Description	September 30, 2012		September 30, 2011	
	Carrying Value	Fair Value	Carrying Value	Fair Value
Cash on hand	₱6,898	₱6,898	₱2,051	₱2,051
Loans and receivables:				
Cash in banks and short term placements	192,270	192,270	357,131	357,131
Trade receivables	592,615	592,615	377,823	377,823
Due from related parties	137,501	137,501	84,502	84,502
Due from employees	58,609	58,609	33,547	33,547
Other receivables	86,119	86,119	54,787	54,787
Available for sale financial assets	8,223	8,223	8,229	8,229
<b>Total</b>	<b>₱1,082,235</b>	<b>₱1,082,235</b>	<b>₱918,070</b>	<b>₱918,070</b>

SCHEDULE B

**ROXAS AND COMPANY, INC.  
AND SUBSIDIARIES**

AMOUNTS RECEIVABLE FROM DIRECTORS, OFFICERS, EMPLOYEES, RELATED PARTIES  
AND PRINCIPAL STOCKHOLDERS (OTHER THAN AFFILIATES)  
SEPTEMBER 30, 2012  
(AMOUNTS IN THOUSAND PHILIPPINE PESOS)

Name and designation of debtor	Balance at beginning of year	Additions	Amounts collected	Amounts written off	Current	Noncurrent	Balance at end year
Various employees (educational loans/advances)	₱40,000	₱452,333	(₱432,382)	₱-	₱59,951	₱-	₱59,951

## SCHEDULE C

**ROXAS AND COMPANY, INC.  
AND SUBSIDIARIES**

AMOUNTS RECEIVABLE FROM RELATED PARTIES WHICH ARE ELIMINATED  
DURING CONSOLIDATION OF FINANCIAL STATEMENTS  
SEPTEMBER 30, 2012  
(AMOUNTS IN THOUSAND PHILIPPINE PESOS)

Name and designation of debtor	Balance at beginning of period	Additions	Amounts collected	Amounts written off	Current	Noncurrent	Balance at end of period
Roxas and Company, Inc.	P83,153	P44,598	P67,436	P-	P60,315	P-	P60,315
<b>Total</b>	<b>P83,153</b>	<b>P44,598</b>	<b>P67,436</b>	<b>P-</b>	<b>P60,315</b>	<b>P-</b>	<b>P60,315</b>

Refer to Note 16 of the 2012 consolidated financial statements for additional information.

## SCHEDULE D

**ROXAS AND COMPANY, INC.  
AND SUBSIDIARIES**

INTANGIBLE ASSETS - OTHER ASSETS  
SEPTEMBER 30, 2012  
(AMOUNTS IN THOUSAND PHILIPPINE PESOS)

Description	Beginning Balance	Additions	Charged to costs and expenses	Charged to other accounts	Other changes- additions (deductions)	Ending Balance
Goodwill	₱9,796	₱-	₱-	₱-	₱-	₱9,796
Software development costs	-	7,684	-	-	-	7,684
	<b>₱9,796</b>	<b>₱7,684</b>	<b>₱-</b>	<b>₱-</b>	<b>₱-</b>	<b>₱17,480</b>

## SCHEDULE E

**ROXAS AND COMPANY, INC.  
AND SUBSIDIARIES**

LONG-TERM BORROWINGS  
SEPTEMBER 30, 2012  
(AMOUNTS IN THOUSAND PHILIPPINE PESOS)

Title of issue and type of obligation	Amount shown under caption "Current portion of long-term borrowings" in related consolidated balance sheets	Amount shown under caption "Long-term borrowings" in related consolidated balance sheets	Remarks
Loans payable to local banks:			
Banco De Oro Unibank, Inc. (BDO)	₱161,364	₱4,207,120	
Rizal Commercial Banking Corporation		448,276	
Bank of the Philippine Island (BPI)		896,552	
BPI-Loan agent		500,000	
BPI Family Savings Bank	4,576	4,096	
	₱165,940	₱6,056,044	

Refer to Note 15 of the 2012 consolidated financial statements for additional information on long-term borrowings.



SCHEDULE F

**ROXAS AND COMPANY, INC.  
AND SUBSIDIARIES**

INDEBTEDNESS OF TO RELATED PARTIES  
SEPTEMBER 30, 2012  
(AMOUNTS IN THOUSAND PHILIPPINE PESOS)

Name of Affiliates	Balance at beginning of year	Balance at end of year
NONE		

**ROXAS AND COMPANY, INC.  
AND SUBSIDIARIES**

GUARANTEES OF SECURITIES OF OTHER ISSUERS  
SEPTEMBER 30, 2012  
(AMOUNTS IN THOUSAND PHILIPPINE PESOS)

Name of issuing entity of securities guaranteed by the Company for which this statement is filed	Title of issues of each class of securities guaranteed	Total amount guaranteed and outstanding	Amount owed by person for which statement is filed	Nature of guarantee
NONE				

SCHEDULE H

**ROXAS AND COMPANY, INC.  
AND SUBSIDIARIES**

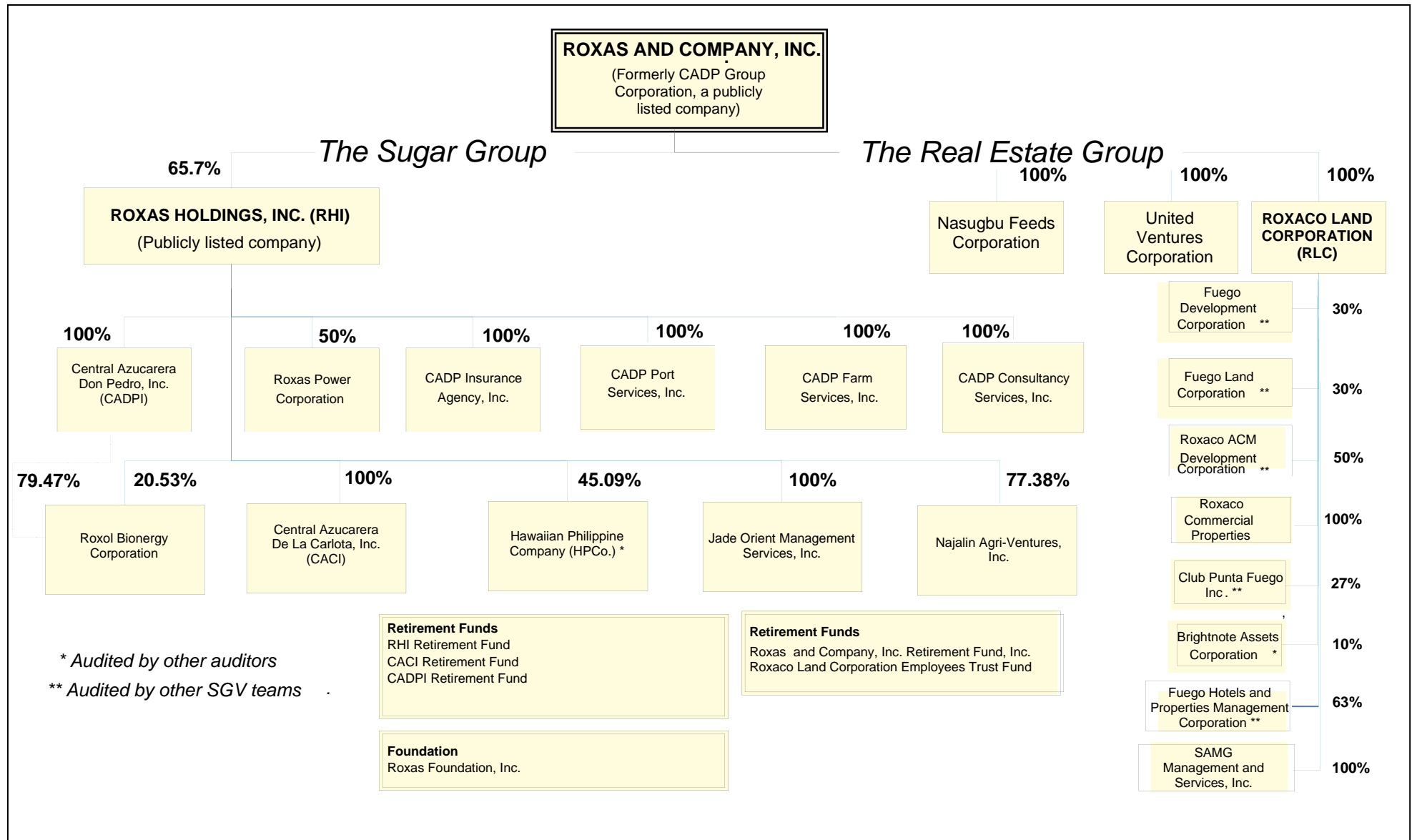
SHARE CAPITAL  
SEPTEMBER 30, 2012

Title of issue	Number of shares authorized	Number of shares issued and outstanding shown under related consolidated balance sheets caption	Number of shares reserved for options, warrants conversion, and other rights	Number of shares held by related Parties	Directors and officers	Others
Common shares (P1 par value)	3,375,000,000	2,911,885,869	–	58	1,440,614,522	1,471,271,289

Please refer to Note 25 of the 2012 consolidated financial statements for additional information on share capital.

# Schedule "V"

## ROXAS GROUP ORGANIZATIONAL STRUCTURE




Issuer

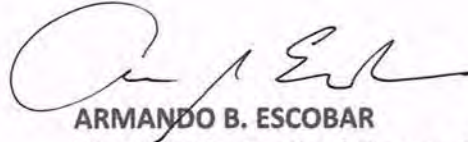
**ROXAS AND COMPANY, INC.**

Pursuant to the requirements of Section 17 of Revised Securities Act, this annual report has been signed by the following persons in the capacities and on the dates indicated.


By:



**PEDRO E. ROXAS**  
Executive Chairman/President & CEO



**ARMANDO B. ESCOBAR**  
Vice President – Chief Finance Officer



**ALEZANDRO S. CASABAR**  
Assistant Corporate Secretary




**VIRGINIA R. ALCAIDE**  
Finance Manager

**SUBSCRIBED AND SWORN** to before me this JAN 24 2013 in Makati City affiants exhibiting to me their respective Passports and Community Tax Certificates, as follows:

<u>Names</u>	<u>Passport No.</u>	<u>Date of Issue/Expiry</u>	<u>CTC/Issue Date</u>	<u>Place of Issue</u>
Pedro E. Roxas	EB0094507	13 Apr. 2010- 12 Apr. 2015	07065433/28 Feb. 2012	Makati City
Armando B. Escobar	Phil. Drivers License No. N16-82-005238 SSS ID#03-6432908-7	Expires 25 Jan. 2013	23559875/05 Mar. 2012	Marikina City
Alezandro S. Casabar	IBP Lifetime Membership ID No. 07519 XX0850429			
Virginia R. Alcaide	Phil. Drivers License No. N26-05-002298	Expiry 15 Aug. 2013		

Doc. No. 250 ;  
Page No. 51 ;  
Book No. V ;  
Series of 2013.



**JOSEPH P. GUEVARRA**  
Appointment No. M-135  
Notary Public - Makati City  
Until 31 December 2013  
7/F Cacho Gonzales Building  
101 Aquirre Street, Legaspi Village, Makati City  
PTR No. 3189608 / 10 January 2012 / Makati City  
IBP No. 874330 / 22 December 2011 / Makati City  
Roll No. 52501



101112013002652



## SECURITIES AND EXCHANGE COMMISSION

SEC Building, EDSA, Greenhills, Mandaluyong City, Metro Manila, Philippines  
Tel: (632) 726-0931 to 39 Fax: (632) 725-5293 Email: mis@sec.gov.ph

### Barcode Page

The following document has been received:

**Receiving Officer/Encoder** : Fernando T. Fernandez  
**Receiving Branch** : SEC Head Office  
**Receipt Date and Time** : January 11, 2013 05:25:30 PM  
**Received From** : Head Office

Company Representative

---

Doc Source

Company Information

---

SEC Registration No. PW00000834  
Company Name ROXAS AND COMPANY, INC.  
Industry Classification  
Company Type Stock Corporation

### Document Information

---

Document ID 101112013002652  
Document Type 17-L (FORM 11-L:NTCE TO DELAY RPT)  
Document Code 17-L  
Period Covered September 30, 2012  
No. of Days Late 0  
Department CFD  
Remarks



OFFICE COPY

P W 0 0 0 0 0 8 3 4

R O X A S A N D C O M P A N Y , I N C .  
( F O R M E R L Y C A D P G R O U P  
C O R P O R A T I O N )

(Company's Full Name)

7 T H F L O O R C G B U I L D I N G  
1 0 1 A G U I R R E S T R E E T L E G A S P I  
V I L L A G E M A K A T I C I T Y

(Business Address: No. of Street City/Town/Province)

ATTY. ALEZANDRO S. CASABAR

810-8901

SEC Form 17-L

September 30  
Month Day  
Fiscal Year

Form Type

Month Day  
Annual Meeting

Secondary License Type, If Applicable

Department Requiring this Document

Amended Articles Number/Section

3,497

Total Amount of Borrowings

Total No. of Stockholders

Domestic Foreign

TO BE ACCOMPLISHED BY SEC PERSONNEL CONCERNED

File Number

LCU

Document I.D.

Cashier

STAMPS

Remarks = pls. Use black ink for scanning purposes





## Part I - Representations

If the subject report could not be filed without unreasonable effort or expense and the issuer seeks relief pursuant to SRC Rule 17-1, the following should be completed. (Check box if appropriate)

(a) The reasons described in reasonable detail in Part II of this Form could not be estimated without unreasonable effort or expense. [ ]

(b) The subject amended annual report on SEC Form 17-A, or portion thereof, will be filed on or before the fifteenth calendar day following the prescribed due date []; or the subject quarterly report on SEC Form 17-Q, or portion thereof, will be filed on or before the fifth (5<sup>th</sup>) day following the prescribed due date. [ ]

(c) The accountant's statement or other exhibit required by paragraph 3 of SRC Rule 17-1 has been attached if applicable. [ ]

## Part II - Narrative

State below in reasonable detail the reasons why SEC Form 17-A or SEC Form 17-Q, or portion thereof, could not be filed within the prescribed period. (Attach additional sheets if needed.)

**RCI will not be able to file its Annual Report on SEC Form 17-A for the fiscal year ended 30 September 2012 on or before the 14 January 2013 deadline because both its sugar and real estate subsidiaries are still finalizing the material information on their business risks, financial conditions and results of operations.**

**Without the information from its subsidiaries, RCI will not be able to make a complete report.**

**In view of this, RCI requests permission to submit the report on or before 28 January 2013.**

## Part III - Other Information

(a) Name, address and telephone number, including area code, and position/title of person to contact in regard to this notification:

**Atty. Alejandro S. Casabar**  
Assistant Corporate Secretary/ Compliance Officer  
7<sup>th</sup> Floor, Cacho-Gonzales Bldg.  
101 Aguirre Street, Legaspi Village  
1229 Makati City, Metro Manila  
810-8901 / 751-9537

(b) Have all other periodic reports required under Section 17 of the Code and under Sections 26 and 141 of the Corporation Code of the Philippines during the preceding 12 months, or for such shorter SEC Form 17-L Instructions  
February 2001

period that the issuer was required to file such report(s), been filed? If the answer is no, identify the report(s).

Yes [] No [] Reports: .....

(c) Is it anticipated that any significant change in results of operations from the corresponding period for the last fiscal year will be reflected by the earnings statements to be included in the subject report or portion thereof?

Yes [] No []


If so, attach an explanation of the anticipated change, both narratively and quantitatively, and, if appropriate, state the reasons why a reasonable estimate of the results cannot be made.

**SIGNATURE**

Pursuant to the requirements of the SRC Rule 17-1, the issuer has duly caused this report to be signed on its behalf by the undersigned hereunto duly authorized.

**ROXAS AND COMPANY, INC.**

By:



**ALEZANDRO S. CASABAR**

Assistant Corporate Secretary/ Compliance Officer

11 January 2013.



11 January 2013

**Philippine Stock Exchange**

Disclosures Department  
3/F, Tower One and Exchange Plaza  
Ayala Triangle, Ayala Avenue  
Makati City

Attention : **Ms. Janet Encarnacion**  
Head – Disclosures Department

Re : **REQUEST FOR EXTENSION TO SUBMIT ANNUAL REPORT  
FOR FISCAL YEAR ENDED 30 SEPTEMBER 2012**

-----

**Gentlemen:**

Roxas and Company, Inc. would like to request for extension of deadline to submit its Annual Report for the fiscal year ended 30 September 2012.

The Company will not be able to file the above-mentioned report on its deadline of 14 January 2013 because both its sugar and real estate subsidiaries are still finalizing the material information on their business risks, financial conditions and results of operations.

Without the information from its subsidiaries, RCI will not be able to make a complete report.

The Company undertakes to submit the report within fifteen (15) calendar days after the prescribed deadline or upon submission of the report to the Securities and Exchange Commission, whichever is earlier.

Very truly yours,

A handwritten signature in black ink, appearing to read 'Alejandro S. Casabar', is written over a horizontal line.

**ALEZANDRO S. CASABAR**

Corporate Information Officer/Compliance Officer